

YOUTH'S POLITICAL VIEWS AND ATTITUDE TOWARDS POLITICS:  
A QUANTITATIVE STUDY

Abhinab Shakya Pradhan

A Thesis

Submitted to

Department of Social Work, St. Xavier's College

in Partial Fulfilment of the Requirements for the Degree of  
Bachelor of Social Work

Kathmandu University

Dhulikhel, Nepal

This dissertation entitled *Youth's Political Views and Attitude Towards Politics: A quantitative Study* was presented by *Abhinab Shakya Pradhan* on June 18, 2021, and approved

by

.....

June 18, 2021

Mamta Sitaula, M.Phil

Thesis Supervisor

.....

June 18, 2021

External Examiner

.....

June 18, 2021

External Examiner

.....

June 18, 2021

Sr. Stella Davis

Head of the Department, BSW

.....

June 18, 2021

Fr. Jiju Vergese, SJ

SXC Director

I understand that my dissertation will become part of the permanent collection of Kathmandu University Library. My signature below authorizes the release of my dissertation to any reader upon request for any scholarly purpose.

.....

June 18, 2021

Abhinab Shakya Pradhan,

Degree Candidate

© Copyright by Abhinab Shakya Pradhan

June 18, 2021

All rights reserved

## DEDICATION

I would like to dedicate this study to all those who wishes to see prosperous Nepal; to all those who work their best to become a Patriotic Nepali Citizen and to those who are aspiring to become a much need, political leader that has nothing but love towards our mother nation Nepal.

DECLARATION

I hereby declare that this dissertation has not been submitted for the candidature of any other degree.

.....

June 18, 2021

Abhinab Shakya Pradhan,

Degree Candidate

## AN ABSTRACT OF THE DISSERTATION OF

*Abhinab Shakya Pradhan* for the degree of *Bachelor's in Social Work* presented on June 18, 2021.

Title: *Youth's Political Views and Attitude Towards Politics: A Quantitative Study*

Abstract Approved

.....

Mamta Sitaula, M.Phil

Dissertation Supervisor

Politics is an integral part of the society. It determines the direction of a nation's development. With political stability, a nation can achieve prosperity. There is a need for educated youth's active participation in the political domain. Youth need to have a positive outlook towards politics. Keeping the government in check is a crucial responsibility of the public in a democratically governed country. Democracy can only exist if the general public understands their responsibility to the fullest and fulfill their civic duties. This study investigates different political views that the youth accept as true and their attitudes towards politics. The quantitative results of the study show the disconnectedness of youth towards politics although there was a unanimous agreement about the idea that being aware of the political rights and engaging in democratic processes is an essential requisite of a democracy. Youth does believe that Nepal has a better future despite having a negative attitude towards how different political institutions are running today. This study has used a quantitative research design that is descriptive in nature where the samples were selected using simple random sampling.

*Keyword:* Youth, Politics, Democracy, Participation

## ACKNOWLEDGMENTS

I take this opportunity to express my sincere gratitude to many individuals who have helped me develop this dissertation. I would like to extend my humble gratitude towards the Principal of St. Xavier's College, Maitighar Fr. Augustine Thomas, S.J., Director Fr. Jiju Varghese, S.J., and Administrator Miss Geeta for their constant efforts in uplifting the quality of education. I would like to acknowledge the Head of the Department of Social Work, Sr. Stella Davis for the constant support and guidance.

I extend my heartfelt gratitude towards my Research Supervisor Ms. Mamta Sitaula for her continuous encouragement and guidance throughout my research process. This process has been a series of learning due to her presence. Without her, it would not have been possible for me to complete this dissertation. I would like to thank her once again and acknowledge her dedicated support and motivating words every single time I ran into a dead end. She has been extremely hopeful and positive which impacted me hugely.

I would like to thank all the Lecturers who were part of the BSW Department of St. Xavier's College from 2017 through 2021, who have had a great deal of influence on my growth.

I acknowledge all the 186 respondents and thank all of them from the bottom of my heart for making time to fill the survey. Without them and their honest contribution, this study would not have been possible.

Although a thank you would never suffice to acknowledge the magnitude of impact that my parents have had on me, nonetheless, I have to thank my mother, Ms. Durga Devi Shakya, and my sister, Ms. Pratigya Shakya Pradhan, because I am who I have become today because of their love, care and support which has always motivated me into giving my best.

A huge thanks to Ms. Mridula K.C., Mr. Pranish Maharjan, Ms. Preety Shrestha, Mr. Sujay Lal Shrestha and Ms. Aakriti Adhikari and Ms. Ushnata Shrestha Thapa.

Finally, I would like to thank my batchmates, all my friends, and everyone who has been part of this journey in one way or the other.

Thank you very much.

Abhinab Shakya Pradhan, Degree Candidate

## TABLE OF CONTENTS

DEDICATION .....	i
DECLARATION .....	ii
AN ABSTRACT OF THE DISSERTATION OF .....	iii
ACKNOWLEDGMENTS .....	iv
TABLE OF CONTENTS.....	vi
LIST OF FIGURES .....	x
LIST OF TABLES .....	xii
ABBREVIATIONS .....	xiii
CHAPTER ONE.....	1
INTRODUCTION .....	1
Background .....	1
Problem Statement .....	5
The Rationale Of The Study.....	6
Objectives.....	7
Research Questions .....	8
Operational Definition.....	8
Democracy.....	8
Politics .....	9
Political Party .....	9
Political Literacy .....	9
CHAPTER II.....	11
LITERATURE REVIEW .....	11

Origin Of Political Parties In Nepal .....	12
Nepal Praja Parishad.....	13
Nepal Communist Pary.....	14
Rastriya Prajantantra Party (RPP) .....	15
Nepal Sadhbhavana Party (NSP).....	15
Evolution of Nepali Politics and Democracy in Nepal Post-Rana Regime .....	16
Democratic Metamorphosis.....	17
History of Constitution of Nepal.....	19
Citizenship Education .....	19
CHAPTER III .....	21
RESEARCH DESIGN AND METHODOLOGY .....	21
Research Design .....	21
Research Methodology.....	21
The Study Area.....	22
Data Sources .....	22
Population And Sample Size.....	22
Population.....	22
Data Collection Methods.....	23
Methods Of Data Analysis .....	23
Quantitative Data Analysis.....	23
Reliability And Validity .....	24
Ethical Consideration .....	25
CHAPTER IV .....	26

RESULTS AND INTERPRETATION .....	26
Introduction .....	26
Composite Variables .....	26
Demographic, Education, And Financial Status .....	27
Age And Sex Distribution Of Respondents.....	27
Education Level.....	28
Employment and Financial Status .....	29
Permanent Address Of The Respondents .....	30
The General Attitude Of Youths Towards Politics .....	30
Views And Attitudes Towards Political News .....	30
General Tendencies Associated With Political Discussion.....	35
View Towards Political Scenario And Political Party .....	38
Trust Towards Different Institutions Of The Country. ....	42
Views And Attitudes Towards Rule Of Governance .....	44
Attitude and views towards Human Right.....	46
Future in Nepal .....	48
Political Views And Attitude .....	51
Social Compass .....	51
Unity And Diversity .....	54
Gender Equality.....	56
Equality vs. Equity .....	56
Political Engagement.....	58
General Attitude And Views Towards Elections .....	65

CHAPTER V .....	69
SUMMARY OF FINDING, CONCLUSION, AND RECOMMENDATION .....	69
Major Findings Of The Study .....	69
Demographic, Education, And Financial Status.....	69
The General Attitude Of Youths Towards Politics .....	69
General Tendencies Associated With Political Discussion.....	69
Views Towards Political Scenario And Political Party.....	70
Trust Towards Different Institutions Of The Country .....	70
Views And Attitudes Towards The Rule Of Governance.....	71
Future In Nepal.....	71
Political Views And Attitude.....	71
Political Engagement.....	72
Conclusion.....	72
Recommendations For Implementation .....	73
Recommendation For Future Research.....	74
REFERENCES .....	75

## LIST OF FIGURES

Figure 1 .....	27
Figure 2 .....	31
Figure 3 .....	31
Figure 4 .....	32
Figure 5 .....	34
Figure 6 .....	34
Figure 7 .....	35
Figure 8 .....	36
Figure 9 .....	38
Figure 10 .....	39
Figure 11 .....	40
Figure 12 .....	41
Figure 13 .....	42
Figure 14 .....	43
Figure 15 .....	44
Figure 16 .....	46
Figure 17 .....	47
Figure 18 .....	48
Figure 19 .....	49
Figure 20 .....	50
Figure 22 .....	51
Figure 21 .....	53

Figure 23 .....	54
Figure 24 .....	55
Figure 25 .....	56
Figure 26 .....	57
Figure 27 .....	59
Figure 28 .....	60
Figure 30 .....	62
Figure 31 .....	62
Figure 32 .....	63
Figure 33 .....	64
Figure 34 .....	65
Figure 35 .....	66
Figure 36 .....	67
Figure 37 .....	67
Figure 38 .....	68

## LIST OF TABLES

Table 1 .....	27
Table 2 .....	28
Table 3 .....	29
Table 4 .....	29
Table 5 .....	30
Table 6 .....	30
Table 7 .....	33
Table 8 .....	45
Table 9 .....	58

## ABBREVIATIONS

NEB: National Election Board

EOCN: Election Observation Committee Nepal

UDHR: Universal Declaration of Human Right

CA: Constitutional Assembly

NPP: Nepal Praja Parishad

NPC: Nepal People's Council

NNC: Nepali National Congress

NCP: Nepal Communist Party

CPN: Communist Party of Nepal

UML: Unified Marxist Leninist

RPP: Rastriya Prajatantra Party

RPP-P: Rastriya Prajatantra Party - Prajatantrik

NSP: Nepal Sadhbhawana Party

FSFN: Federal Socialist Forum

RJP: Rastriya Janata Party

MRD: Movement for Restoring Democracy

NC: Nepali Congress

## CHAPTER ONE

### INTRODUCTION

#### **Background**

For a decade, Nepal has struggled to find its political stability. With the change in leadership of the country more than 10 times in the past decade, Nepalese have faced a wide range of hurdles. When we turn to Nepal's political history, we can see how we have had many instances where the individuals in power have exploited their authority and as a result, the general public had to deal with the repercussions. While it is true that people in power have been seen abusing their authority, the people of the nation are also to be blamed for such acts. Nepal became a democratic country however, there is still a huge gap of knowledge and understanding of civic responsibility as a citizen of a democratic nation among the citizens of Nepal. We cannot expect an individual with no knowledge about his/her rights to fight for it. Likewise, a country with citizens unaware of democracy is incapable of exercising their democratic rights which means the country cannot be called a true democracy. The Merriam-Webster dictionary describes democracy as, "a government in which the supreme power is vested in the people and exercised by them directly or indirectly through a system of representation usually involving periodically held free elections". Therefore, a country with politically literate individuals who actually exercise their political rights is the prerequisite of a successful democracy.

Without access to accurate information about the political processes, its structures, and functioning, it is impossible for people to determine correct political candidates, policies and political parties which best echoes their own interest. This has resulted in nearly about 31% and 36% of total eligible voters in the elections of 2017 and 2008 respectively not exercising their

right to vote (National Election Board, 2017). There is an even larger problem at hand because money or other means (e.g. Foods, alcohol, etc.) are used to buy the voters along with which comes the vote and their blinded support. The study conducted in 2017 by Election Observation Committee Nepal showed that an estimated total of Rs. 13163 Crore was spent for the election of local, provincial, and federal levels (Election Observation Committee Nepal, 2017). It is axiomatic that the very method used to elect people's representative in the country is corrupt which raises the question about the validity of democracy altogether. It isn't difficult to deduce that the money spent by the candidates needs a source and that these "sources", they wouldn't invest if they weren't getting profited. It is basic economics to know that profit is the amount someone else paid for and, in this case, the general public is the culprit. This loop has to stop and the current generation has inherited the responsibility to bring this chaos in order. Right to Vote is the foundation on which sits democracy (Douglas, 2013). It is one of the most crucial rights that citizens of the country are bestowed by the constitution and it should be used with caution and definitely not be available for sale. After different efforts and a history of more than half a century, we finally have a constitution in our country which has kept people on the top by enabling them to elect their representative. This achievement should be celebrated and we can only do that by leading the country towards political stability by understanding one's responsibility and actively engaging in the democratic process to direct the country towards making Nepal a prosperous nation.

This is just one area where people have failed to acknowledge their mistakes. The very foundation of politics in the country has been tainted and it has to be fixed by the people. Although it has always been the case that international and national politics influence every citizen of a country in one way or another. For an instance, if we look at the health system, it is

designed such that it allows policymakers to increase individual health benefits by improving socially inclusive policies that will affect health outcomes in the long run (Navarro, 2008). Similarly, almost every area is affected by political factors such as bureaucracy, corruption level, freedom of the press, freedom of speech, tariffs, trade control, education law, import-export, inflation, etc. Therefore, maximum areas are impacted by politics. The very freedom we have, the definition of freedom a country adopts, and the regulations so formed to protect the produced freedom, are all inspired by the polity in power. Politics is everywhere. Hence, becoming active politically shouldn't become a matter of choice of a democratic nation but a crucial requisite. Democracy essentially means that the government is by the people which fundamentally demands people to actively put efforts to produce the government.

People today are not subjected to having positive political debates or discussions. It is almost always about how negative politics has become today and instead of directing interest towards changing it for good, they are demotivated. Politics is termed as a dirty game and a business of corruption (Prasai, 2018). Having less or no discourses on political matters could be taken as teaching ourselves to remain silent which more likely will degrade the condition resulting in more instability.

The Ones in power have been seen to be easily placing or referring people they wish to occupy positions of power which doesn't guarantee better results. Nepotism breaks the link between trust and competence and can result in the exploitation of national or state resources. Nepotism imposes costs on a society that can range from unfair competition for employment opportunities (Geys, 2017) to embezzlement of public funds (Lehne, Shapiro, & Eynde, 2018). We should compare individual caliber through competence. And the only way to produce a competent leader is by having many individuals compete for the position. Consequently, only by

having more people interested and competing for a position will we be able to distinguish the best of the best leaders for the country. There is no competition in the realm of politics and even if there is, it is between a very limited fraction of people. To increase the competition, we need more people who are politically informed.

It, therefore, becomes fundamentally important for youth to become politically knowledgeable. Even schools should include a curriculum to educate students about politics. While It has been discussed that politically dispossessed teachers and even political leaders could potentially use this to influence students which means that the teacher can potentially end up brainwashing students into accepting the status quo or motivate them into becoming revolutionaries (Davies, 1999). Many a time throughout history youths have been used and manipulated for political gain (Shrestha & Jenkins, 2019). Hence, there should be a standard & elaborated curriculum and guideline to create global citizens that are not just knowledgeable but also active when it comes to fulfilling their political duties further developing skills and understanding that is required to fulfill their civic duties. With these skills, youths will become more aware and prepared to willingly participate in the democratic process.

Being a politically literate citizen, the individual becomes an active participant in social events, regarding her/his issues (Fyfe, 2007). Political literacy not only inculcates enough political knowledge but gives much emphasis to effective participation in social life by enhancing different skills such as felicitous communicating skills i.e., the importance of listening and trying to understand the same idea from multiple angles and keeping personal view in a well articulative form to express oneself.

In the recent years, there has been some development of interest among the public with regards to political awareness which is evident as there is a massive increase in apolitical and

political protests country-wide in response to different moves taken by the government. More and more, non-partisan protests are being held against any unequal position government holds.

In this paper, I employ a range of data sources and statistical techniques to understand the political attitude and views of youth at a fundamental level. Furthermore, there is a section of people who although supports the idea that being politically informed is necessary for the nation but are not interested in it because they find political news difficult to understand. The problems are discussed in the next sections of this paper and further tries to investigate different political views and attitudes towards politics that youths hold.

### **Problem Statement**

Youths have a rudimentary idea about politics and lack the interest and hence, don't have the capabilities to understand politics because they find it extremely complex. This paper is aimed at finding what portion of youths feels that way. It is possible for youths to be aware enough to understand the importance of being politically literate however, it is not their fault if they are not educated enough to be able to grasp the news.

Political literacy is not in the limelight in our country therefore, we lack political awareness among our people. We do not have a specific set of curriculums that focuses on educating our students to learn about the political situations of contemporary Nepal extensively. Nor do we have a conversation about national interest. Making people realize that we are solely responsible for the nation and its development is extremely crucial. There are highlights of few important topics such as fundamental rights, contemporary and historic events, etc. in our curriculum but it simply is not enough. Much more stress should be given to having dialogues, debates, discussions, etc. that will focus on teaching civic responsibility, democracy, and how we can obtain political stability. However, people have an entirely negative image of politics. Or

find it boring or difficult to understand. Hence, discussions about related topics are not entertained in classes or at home. With the increase in brain drain, it has been the case that many places in Nepal barely have an independent population (age 15-59). We can find a significant number of circumstantial shreds of evidence of political nepotism. There is a high proclivity for politically uneducated individuals of being used for political gain by any politically motivated groups because people who fail to understand political propaganda and therefore incapability to make appropriate decisions can easily fall for the trap.

It is also true for many in the country that the birthplace determines the political alliance. Or the family determines the political alignment of the generations to follow. According to Turan & Tiras (2017), the family becomes an underlying influence on children's emotional attachment to a political party. It is done in the process of political socialization of the children where crucial information is shared as a result the children are more likely to be active in politics from a young age; furthermore, when the children belong to a political family, it can be seen evidence that they grow to become elected or affiliated to the party chosen by their family. This is not how it should work. The representatives of the country should be selected based on his/her competence to lead the country derived from the knowledge and capabilities of the individual to work for the interest of the country and its people.

If not for this generation, the responsibility of clearing the mess in the political realm will be passed onto future generations. If this process is delayed, it becomes more rigid and difficult to fix as problems tend to intertwine more if left loose.

### **The Rationale Of The Study**

Education institutions have a very limited curriculum that includes political knowledge or a way to make students feel like it is every individual's responsibility to be knowledgeable with

regards to the country's political history, presence, and future. Furthermore, we don't entertain much political discussion or with regards to different policies and their drawbacks. This has resulted in youths who lack knowledge or the ability to understand politics.

In every revolution, youths have been the major contributors. But when the very section of the population who are supposed to be the ones keeping the government in check are uninformed, the threat exists of all being deceived or brainwashed to believe in ideologies that different political parties for their selfish propaganda are high.

This study will examine if people consider themselves to be knowledgeable enough to have discussions about different small or large-scale issues that may or may not affect them. Further posing question of whether people are even interested in having such discussion. We have already opted for the system of governance that is democratic. We the people will be at blame if the future doesn't look bright. And it is important now more than ever to teach students about good governance and values of truth, justice, and equality.

There are a lot of them who don't even exercise their voting rights. And amongst those who do vote, there are strata of the population who does without proper knowledge. We need to come out of the mindset that forces people to vote for the same party that their ancestors have been voting for, or their father says so, or their husband says so, or because of some other reasons except for what needs to happen i.e., properly understand the promises made by the candidate, study previous histories, analyze character and finally vote for the candidate who is the most beneficial for the development.

### **Objectives**

- i. To understand the political views of youth
- ii. To understand the attitude of youths towards politics

## Research Questions

- i. How do youths view politics and what are their views of politics?
- ii. What sort of attitude do youths have towards politics and our political systems?
- iii. Are youths aware of political happenings and prepared to change the country for good?

## Operational Definition

### *Democracy*

According to Nwogu, (2015) and Lindell & Scott, (1999), the term originates from the Greek word (demokratia) “rule of the people” which was coined from (demos) “people” and (Kratos) “power” or “rule” in the 5th century B.C.

A lecture titled “What is Democracy?” (Diamond, 2004) gave an overview of what in his opinion is democracy. He describes democracy as a system of government with four key elements:

- i) A system for choosing and replacing the government through free and fair elections;
- ii) Active participation of the people, as citizens, in politics and civic life;
- iii) Protection of the human rights of all citizens, and
- iv) A rule of law in which the laws and procedures apply equally to all citizens.

In the Longman Dictionary (1998, 360) the word is defined as “Democracy is a system of government which everyone in the country can vote to elect its members. A democratic country has a government which has been elected by the people of the country.” therefore, the major and the most fundamental element of democracy is the right to vote or the power bestowed to the citizen to the people, ‘the people’, meaning, the citizen of a nation.

In Nepal democracy is referred to as Loktantra whereby, ‘Lok’ means people or soul and ‘Tantra’ means rule or body.

### ***Politics***

The term politics is derived from the Greek word polis – a city-state (Nwogu G. , 2001). According to Crick (1978) “the simplest perception of politics is that it is about the relationship of rulers to the ruled, the few to many, “them and us”, government and its subjects or the state and its citizens”.

Leftwich (2004) proclaimed that politics is at the heart of all collective social activity, formal and informal, public and private, in all human groups, institutions, and societies. In other words, politics is a phenomenon that takes place at all times in every social interaction in many layers. We see politics in families, between friends, between multiple families, communities, societies as much as amongst nations, cross country, and is global.

In this study, all the definitions of politics are taken into account to acknowledge the influence of family, friends, geographic location, etc. on an individual.

### ***Political Party***

A political party is a group of persons organized to acquire and exercise political power. Political parties originated in their modern form in Europe and the United States in the 19th century, along with the electoral and parliamentary systems, whose development reflects the evolution of parties. The term “party” has since come to be applied to all organized groups seeking political power, whether by democratic elections or by revolution (Duverger, 2021).

### ***Political Literacy***

Carol, Cassel, & Celia (1997) define political literacy as "the basic concepts and facts that constitute a necessary condition for comprehending the contents of public debate."

Political literacy requires skills that lead to active participation in society (Kus, 2015). Banks (2013) asserts that citizenship education should enable students "to acquire the knowledge, attitudes, and skills needed to act to make the nation and the world more democratic and just".

In the UK, Political literacy is known as Education for citizenship. Citizenship education in a parliamentary democracy finds three heads on one body: social and moral responsibility, community involvement, and political literacy. 'Responsibility' is an essential political as well as moral virtue, for it implies (a) care for others; (b) premeditation and calculation about what effect actions are likely to have on others; and (c) understanding and care for the consequences (Citizenship Advisory Group, 1998).

## CHAPTER II

### LITERATURE REVIEW

Nepal is a federal democratic republic nation. In the year 2015, the Constitutional Assembly (CA) successfully developed the new constitution of Nepal 2015 which was a historic moment for Nepal as the Political scenario of Nepal has been rather conflicting all along the past century and even earlier than that. We can see series of political movements taking place. Historical events have contributed and manifested into the politics it is today. To understand the political scenario and the structure of the government of the country, we must look back and keep notes about the political historical evolution of Nepal. We understand how Nepal was ruled by an absolute monarch. After the establishment of the Nepali congress party, Nepal kicked off its history of having a political party system. There are multiple points where major changes took place both positively and negatively which will be investigated further in this segment of the paper. Outline of political system form absolute monarchy – a constitutional monarchy – panchayat system – ban on the political party – demolition of the monarchy – democracy – the unicameral system of parliament – the bicameral system of parliament – the federal system of government.

Today, we have a representative government system in Nepal, which means, the people get to select their representative who will then represent the people and run the government for the people. Hence, having knowledge about the determinants of a good candidate is a must-have quality in any individual eligible to vote in the election. Not having proper knowledge about the political party and individuals running for the election, leads to unfulfillment of expectations and even misutilization of peoples' confidence. Youth are disconnected from politics to an extent that although they lack the interest to follow different political happenings. There is a withdrawal of

citizens from democratic participation which destroys the purpose of democracy (Norris, 2001; Furlong & Cartmel, 2011; Torney- Purta & Amadeo, 2013; O'Tootle, 2015).

It is even the case that most of the young people have had a lower level of engagement in the political party than before (Henn & Foard, 2012b). However, studies have suggested that although there seems to be disconnectedness between youths and political activities, there has been an increase in apolitical, non-partisan informal events, etc. (O'Tootle, 2015).

There are many factors affiliated with shaping values, thoughts, and opinions, attitudes towards politics which are complex to pin. However, Almond & Verba (1963) coined the term 'political socialization' which means the transmission of political culture to new generations of citizens in a given society. So, one of the factors as to why youths have disengaged with political responsibility could potentially be the faults of the previous generation. Political culture encompasses five key agents, which are mass media, family, peers, voluntary associations, and school. All these are equally responsible for shaping one's political behavior (Amna, 2012). Out of all the five elements, the school has been found to be the most influential in terms of educating and developing young people's democratic knowledge and political literacy skills and forwarding youths to become an informed citizen who is prepared to participate in democratic activities as a responsible citizen. (Print, 2007).

In this section, we will explore different aspects of Nepalese politics and development over time and political different values.

### **Origin Of Political Parties In Nepal**

In a democratic nation, political parties are one of the most essential elements that have the responsibility of incorporating the values, culture, and needs of the people and represent them. Since the 1930s there has been the development of various development in the formation

of political parties in Nepal. Hachhethu (2002) considers the years between 1930 and 1960 as the formative phase of political parties in Nepal.

### *Prachanda Gorkha*

Prachanda Gorkha was the first informal party that was formed in Nepal established in the year 1927 under the leadership of Chandan Singh although it was demolished immediately after its members betrayed the leaders after four years of its functioning. They were considered to have been part of various terrorist activities that were targeted at failing the Rana Regime.

### *Nepal Praja Parishad*

In the year 1936 AD, Nepal Praja Parishad (Nepal People's Council) was established which was led by extremely patriotic young men who were motivated to dismantle the tyrannical law and order of Nepal by attracting public attention and demonstrate the flaw in the system of democracy back then. however, the efforts of the party yet again failed as it met the same fate as Prachanda Gorkha when its members joined sides with the Ranas which resulted in the capture of individuals who acquired the title of "Martyrs of Nepal", Sri Dharma Bhakta, Ganga Lal and Dashrath Chand who shot dead while Shukra Raj was guillotined; Tanka Prashad Acharya, Chuda Prasad and were condemned to rigorous imprisonment for life (Political Parties in Nepal, 1952).

### *Nepali Congress*

After Nepal Praja Parishad met its fatal end, it was easy to understand that the power of the Government over the activities that took place in the nation was something to fear. Nepali National Congress(NNC) was established in the year 1947 as a liberal-democratic organization which succeeded in earning the respect of the citizen of Nepal as all it did essentially in the starting phase of its establishment was struggled against the tyrannical regime and demanded

democracy through different movements to overcome the Rana Autocracy (Gupta, 1994). Nepali National Congress came to existence as an outcome of the Calcutta Conference held in 1946 where imprisoned Tanka Prasad Acharya, founder of Nepal Praja Parisadh, and Bisheshwar Prasad A.K.A. B. P. Koirala were elected as President and Acting President of NCC respectively. Dwarika Nath Dhungel (2007) in his book mentioned how NCC was solely formed with the purpose of dismantling the Rana Regime and establishing a parliamentary system of government.

Post-1947, immediately after its establishment, NCC launched its nationwide demonstrations against the Nepalese government when B. P. Koirala and other associates were taken under control. Dilli Raman Regmi was made the acting president of the party. As soon as Koirala was released, he demanded Regmi to give up on the position that led to the division of the party between Regmi and Koirala. Nepali Congress was founded on April 9, 1950, in Calcutta by merging two-party which were Nepal Democratic Party and Nepali National Congress (Political Parties in Nepal, 1952). The party succeeded in democratizing the nation to a great extent.

Again, in the 1990 movement, in the year 2002 the party suffered greatly from the Girija Prasad Koirala and Sher Bahadur Deuba Leadership split resulting in the formation of Nepali Congress (Democratic) and Nepali Congress. This was again merged on 25 September 2007. Since then it has been one of the strongest parties of Nepal with Sher Bahadur Deuba as its current Leader.

### ***Nepal Communist Party***

Independence movement in India and the Chinese Communist revolution of 1949 and their victory was the motivation behind the rise of the Communism movement in Nepal (Khadka,

1995). Like the Nepali Congress Party, the formation of the Nepal Communist Party can also be tracked back till Calcutta 1949 when it was officially founded under the leadership of Pushpa Lal Shrestha.

However, the CPN party has been divided many times such as NCP- Democratic-led by B.B. Manandhar, NCP-Burma – led by Krishna Raj Burma, NCP-PL – Pushpa Lal Shrestha, CPN (4<sup>th</sup> convention) -led by Mohan Bikram and Nirmal Lama, CPN (Masal, Mohan Bikram group), CPN(Mashal, Mohan Vaidya group), CPN(Unity Centre), NCP (Marxist), CPN (ML), etc. due to differences in ideologies. Later in 1991, CPN (Marxist) and CPN (ML) united to form CPN (UML) under the leadership of Man Mohan Adhikari.

After the merger of CPN-UML led by K.P. Sharma Oli and CPN-Maoist Front led by Pushpa Kamal Dahal, the formation of Nepal's greatest political alliance was formed which was able to secure three-fourth of the total vote in the National Election in 2017.

### ***Rastriya Prajantantra Party (RPP)***

The party was formed under the leadership of political leaders in favor of the Panchayat system in the year 1990. However, it was also split into two different parties under Surya Bahadur Thapa who led Rashtriya Janashakti Party, and Lokendra Bahadur Chand who continued leading the Rashtriya Prajatantra Party. The rastriya prajatantra Party again split into two, one led by Kamal Thapa (Rastriya Prajatantra Party) and Pashupati Shamsel Junga Bahadur Rana (Rastriya Prajatantra Party- Prajatantrik)

### ***Nepal Sadhbhavana Party (NSP)***

Madhes based leader Gajendra Narayan Singh was the founder of the Nepal Sadhbhavana Party. It also like other major parties has been divided into many under various leaderships.

Sadhvawana Party merged with Madhesh based parties later to form Rashtriya Janata Party (RJP).

Leader Upendra Yadav led Madhesi Janadhikar Forum and merged with Baburam Bhattarai's Naya Shakti Party to form Sanghiya Samajbadi Party Nepal (Federal Socialist Forum Nepal- FSN) which is the current majority in province 2.

### **Evolution of Nepali Politics and Democracy in Nepal Post-Rana Regime**

Khadka (1993) in one of his literature shares that among many third world countries, Nepal has been consistently striving to develop as a democracy although lots of back clashes have been faced on multiple occasions. We have seen a great number of Third World countries moving military dictatorships or one-party authoritarianism to pluralistic democracy. From authoritarianism to pluralistic democracy, Nepal has come a long way as well. The history of Nepal shows that democracy changed from an absolute monarchy to a constitutional monarchy and further to multiparty democracy.

Delhi Agreement has played an important role in advancing the people's representation in the government which was fulfilled by the agreement of 50:30 representation in the Nepali cabinet for the Ranas and the Nepali Congress nominees

After overthrowing the Rana regime in late 1951, Nepal organized its first parliamentary election in the year 1959, which was not even a contest as the Nepali Congress party won without any stretch. Although it was dismissed by the king, late King Mahendra without proper explanation in 1960. He went to the extent of putting a ban on political parties altogether. In the year 1962, the party-less panchayat system was introduced which worked as a monolithic one-party authoritarian system (Khadka, Crisis in Nepal's Partyless Panchayat System: The Case for More Democracy, 1986). This was a direct threat to fundamental human rights and against

Article 21 of the UDHR. In response, there were different resistance movements organized by the major parties like Nepali Congress and Nepal Communist Party which started in the 1960s. Finally, in the year 1990, the Nepali congress supported by United Left Front launched Movement for Restoring Democracy (MRD) which created a huge wave. This unification had played a significant role in the mass movement for the restoration of democracy in 1990 (Thapaliya, 2019). Late King Birendra fulfilled the demand by demolishing the panchayat system and restoring the multiparty system on April 9, 1990.

Democracy has always been a difficult reality to establish. It is evident that people in power or after gaining power, get greedy or maybe the hunger for power grows with the realization of the possibility of being able to achieve much more once one reaches an authoritarian position, but power-hungry politicians and party leaders have always been seen trying to empty the government position in one way or the another to secure the seat for self. After the second dissolution of the Nepal parliament that took place on May 22, 2021, has created havoc among the political leaders. Whatever it is that makes people hungry for power, it results and has been promoting corruption. For an effective democratic institution, experienced, trained, individuals with diplomatic skills and knowledge to utilize resources are a must. However, we have a reality that is just the contrary as we have had politicians with false words and promises and rallies with catchy slogans running for the government and people with blindfolds who constantly trust them.

### ***Democratic Metamorphosis***

The absolute monarchy which is also known as the party-less panchayat democracy system ran from 1960 till 1990 where the king ruled as the head of the state and had maximum control over the power from executive, legislative to judicial authorities. That changed slightly in

the year 1980's constitutional reform which gave voting rights to the people enabling them to give direct voting to elect the representatives of the panchayat which still was strictly nonpartisan because the ban was still in effect until 1990 when the whole party-less panchayat system was abolished and the multiparty system was restored. Narayan Khadka (1993) in his paper suggested that there were several factors that influenced the restoration of multiparty democracy in Nepal out of which four factors weigh heavy. The first factor was the fact that although the Nepali Congress and UML communist party had their disagreements and disputes, they relentlessly fought back to restore democracy since the early 1960s. The second factor was the growth of the urban educated population and the student force which was in its prime and most organized and vociferous oppositional force in the country. The third factor was the catastrophic mishaps caused by the democratic reforms introduced in 1980 where voting rights were given to the people which led to the formations of interest alliances and the leaked unity and division of the panchayat workers leading to the consequential dismissing of nine out of twenty-nine ministers by the king.

The different political parties in Nepal joined hands to restore multiparty democracy in 1990. With the vision and promise of better Nepal however, it has not yet been proven to be a blessing for Nepal. While there have been few advancements in terms of opportunities many more complications have been added to the equation. In terms of political instability, relation with the neighboring country, export & import, brain drain, etc. we have not been able to attain stability. Major political parties, namely, Nepali Congress (NC), and the Communist party United Marxist-Leninist (CPN-UML) has been receiving the most votes during the election although a clear winner has never been declared post-2008. This in itself demonstrates how divided Nepal is in terms of political affiliation. This in part has been the major contributor to the

instability of any government even after the demolition of the monarchy and establishment of the federal democratic republic of Nepal. In addition, internal conflicts in the party have also resulted in division among people of the same party. Corruption and nepotism in every branch of administration and consistent factional infighting caused widespread public resentment.

### **History of Constitution of Nepal**

There have been many constitutions made in the history of Nepal. Mohan Shamsher Rana, then Prime Minister of Nepal declared the first constitution in 1947 which was not implemented. After the 1951 revolution, democracy was established in Nepal when Late King Tribhuvan promulgated an interim constitution. The third constitution of the Kingdom of Nepal 1959 was declared by Late King Mahendra followed by the Constitution of Nepal 1964 announced by King Mahendra which introduced the Party-less Panchayat system. This constitution discarded democracy by banning all political parties. After the continuous efforts put by different groups through mass movement, in the year 1990 democracy was restored when the constitution of the Kingdom of Nepal 1990 was promulgated. Nepal then became a constitutional monarchy and a multi-party democracy. In 2006, Nepal's 240-year long Shah Dynasty came to an end. Soon after that, the Constitutional Assembly was formed in Nepal which gave us the Constitution of Nepal that was promulgated in the year 2015.

### **Citizenship Education**

There is a great need for citizen education. There is a declining rate of concern with regard to political engagement. With the civic disengagement, lack of interest in politics, and a pessimistic view of politics, British political discourse was developed (Henn & Weinstein, 2006).

Different studies also suggest that a higher degree of social capital is associated with optimized citizen engagement in democratic politics (Gibson & McAllister, 2013).

This way we can generate politically literate citizens who will be able to get involved in the state in an active and effective way. The aim of citizenship education is to make sure students are aware of their civic responsibilities and participates responsibly in democratic processes.

Only when citizens of a nation actively engage in democratic processes, the country has a meaningful democracy.

## CHAPTER III

### RESEARCH DESIGN AND METHODOLOGY

#### **Research Design**

The research design provides the fundamental framework of the study which includes the choices made by the researcher about the approach of research (Anker, Kumar, & George, 2000). Saunders, Lewis, & Thronhill (2009) describes descriptive research as, “a method that is used to portray accurate profiles of person, events, or situations.”. Cherry (2019) describes a cross-sectional study as a study that involves looking at data from a population at a point in time.

This study employed a quantitative method, cross-sectional descriptive research design. Therefore, making it possible to gather data on how youths view politics and their attitude toward politics to establish and describe prevailing attitudes and views of youths with regards to politics and help in analyzing the response obtained on a variety of levels.

#### **Research Methodology**

Research methodology is a science of studying how research is conducted as it is a set of the systematic technique used in research to solve problems, therefore, making it a process followed by researcher wherein description and explanation about the work of researcher (Rajasekar, Philominathan, & Chinnathambi, 2013). Kassu J.S. (2019) in his paper labels research methodology as a crucial part of research which describes the way how the researcher needs to conduct their research.

To address the key research objectives, this study used a quantitative type of method and used the primary findings for further analysis. The quantitative data support the quantitative data analysis and the results. The study area, data sources, and quantitative techniques are discussed in this section.

### ***The Study Area***

Population refers to the total number of individuals or subjects that have common characteristics that the researcher is interested in studying (Fraenkel, Wallen, & Hyun, 2006). The population of the study was determined based on a random sampling system. This data collection was conducted from April 8, 2021, to May 6, 2021, from youths residing in Kathmandu Valley at the time when the data collection was being carried out.

### ***Data Sources***

#### ***Primary Data Sources.***

The data were obtained from the original source of information. The primary data were more reliable and have more confidence levels. The primary data were collected through survey questionnaires filled out by educated individuals, residing in Kathmandu valley of age between 18-28.

### **Population And Sample Size**

#### ***Population***

The study population consisted of educated youths residing in Kathmandu valley of age between 18-28. A random sampling technique was used and a total of 186 sample sizes of true respondents responded to the questionnaire survey.

#### **Questionnaire sample size determination**

In this study, a probability sampling method (simple random sampling) was used to select the respondents for the study. The simple random sampling method ensures the possibility of each member of the population to have an equal opportunity for being selected as a respondent.

The sample size was determined by using the formulae described by (Cochran, 1977). Since the size of the population was unknown, the formulae mentioned given below was used;

$$n = \{Z^2 * P(1-P)\} / d^2$$

Where n = sample size,

Z = statistic for a level of confidence,

P = expected prevalence or proportion (50%, P = 0.5),

d = precision (in the proportion of one; if 7.04%, d = 0.0704)

Z statistic (Z): for the level of confidence of 95%, which is conventional, the Z value is 1.96. In this study, investigators present their results with 95% confidence intervals (CI).

### **Data Collection Methods**

The data collection method was essentially focused on basic technique i.e., primary data collection concentrating on quantitative data which was collected through survey questionnaires. As mentioned above, the main tool for gaining primary information in practical research is the questionnaire, due to the fact that the researcher can decide on the sample and the types of questions to be asked (Sileyew, Research Design and Methodology, 2019)

In this dissertation, each respondent replied to an identical list of questions to prevent biases. Consequently, the questionnaire produced valuable data which was required to achieve the dissertation objectives.

### **Methods Of Data Analysis**

The data analysis method used different procedures that are enlisted and described in this section.

#### ***Quantitative Data Analysis***

Quantitative data were obtained from the primary data discussed in this chapter above. This data analysis was based on their data type using excel, SPSS 21.0, Office word format. This data analysis focuses on numerical/ quantitative data analysis.

In the initial phases, the collected data were coded and analyses were made. To analyze the data obtained, the data were coded using EXCEL and coded to SPSS software after obtaining the data from the questionnaire. This phase involved identifying, classify, and assigning a numeric value to data, which was done by developing a code book for the questionnaire in EXCEL. Upon completion, the data were entered into SPSS on Windows 10 for the next steps.

Under the data analysis, exploration of data was done with descriptive statistics and graphical analysis. Furthermore, in order to grasp the matter in a better way, composite variables were also used. The composite variable is created by the combination of two or more individual variables into a single one where each variable provides an understanding of respondents' take on certain attitudes and topics; even grouping of such variables are designed such that they tackle and helps in calculating more complex multidimensional concepts (Westminister Foundation For Democracy, 2019).

### **Reliability And Validity**

The survey was standardized as the same questionnaire was distributed to the respondents using google forms. All the respondents were sent the form via the internet and had free will to fill the form. Since none of the respondents complained suggesting difficulty while filling the form, it was found fair to conclude that none of the respondents were restricted in any way. All the collected data were stored safely and coded to maintain the privacy and the safety of respondent's information. All the survey data were entered into the statistical analysis program SPSS, making the process bias-free. Throughout the study, firsthand information via survey was gathered and used as primary data, therefore, ensuring reliability and validity of the data.

**Ethical Consideration**

Permission to carry out the survey was taken via a digital consent form which gave an adequate explanation about the purpose of the survey. The responses were coded eliminating the possibility of tracking the respondents to ensure the privacy of the data.

## CHAPTER IV

### RESULTS AND INTERPRETATION

#### **Introduction**

This chapter contains the detailed presentation and interpretation of the analysis done from the collected data and the results of this study. The discoveries are reported under various headings such as demographic, education, and financial status; general attitude and views associated with politics; general attitudes towards the political system. The main idea behind the study is to investigate various political views and attitudes towards different political institutions and systems.

#### **Composite Variables**

By using the composite variables, the variables shown in the diagram where this method is applied were merged. Since all the observed statements are going in the same direction, therefore, rescaling the statements was not necessary. After the composite variable was allotted, the average score was calculated. To grasp the matter in a better way, the use of composite variables was done. Composite variables are one of the best ways to represent difficult concepts or views into one measure. The composite variable is simply a variable created by combining two or more individual variables into one new variable. Each variable provides a certain insight into the respondents' view on certain attitudes (here, indexes of trust towards different institutions, Conservative-liberal value, Future of Nepal, etc. were calculated using a composite variable)

The drawback of this method is the fact that it assumes all the statements contribute equally i.e., something is equally trustful/ equally important/ equally impactful for the created index-composite measure. Although, there is this limitation, Algina & Swaminathan, (2015)

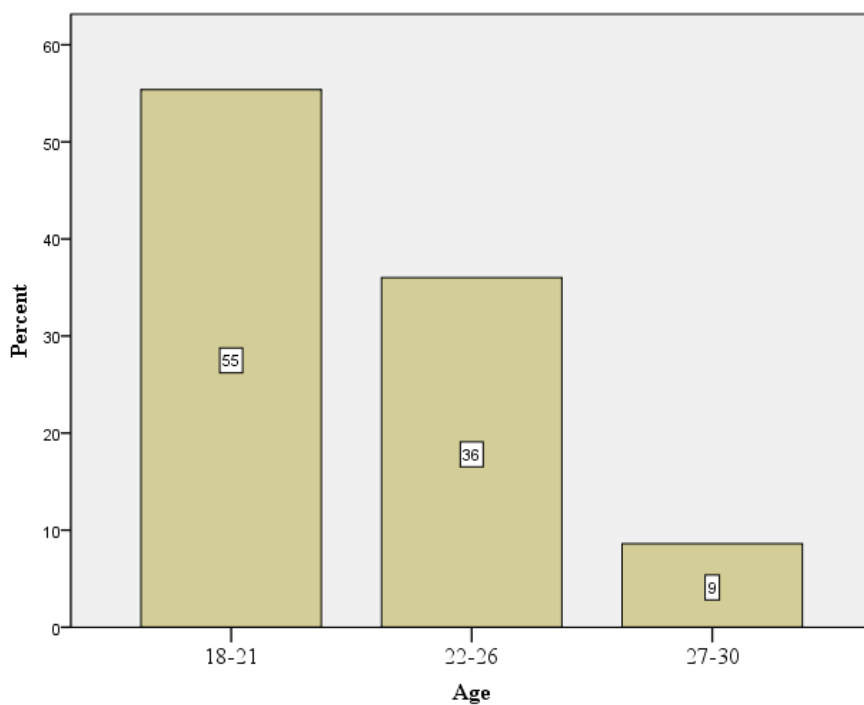
suggests that, it is the most used way to create these kinds of measures. The data is recorded below on a 1 – 5 scale, so that it becomes easier to interpret and understand.

## Demographic, Education, And Financial Status

### *Age And Sex Distribution Of Respondents*

**Figure 1**

*Figure Showing Age Demographic*



**Table 1**

*Table Showing Frequency and Percentage Based on Sex*

	Frequency	Percent
Prefer not to say	4	2.2
Male	74	39.8
Female	108	58.1

Respondents of all ages from 18 through 30 were represented with larger numbers in the lowest age bracket i.e., 18-21 followed by 22-26 and 27-30 accounting for 103(55.4%), 67(35%), and 16(8.6%) of the respondents, respectively (Figure 1). The majority of the respondents were female accounting for 58.1% followed by 39.8% male respondents and 4% of the respondents preferred not to disclose their sex (Table 1).

### *Education Level*

**Table 2**

#### *Respondents' Education Level*

	Frequency	Percent
High School (+)	27	14.5
Bachelors Level (+)	150	80.6
Masters Level (+)	9	4.8

*Note.* '+' symbol indicates that the respondents may have completed the particular level but haven't started the next level studies.

Most of the respondents were found to be of Bachelors level followed by high school level and lastly master's level. The educational levels of the respondents are presented in Table 2.

*Employment and Financial Status***Table 3***Employment Status of the Respondents*

	Frequency	Percent
Full-Time Employment	29	15.6
Part-Time Employment	37	19.9
Unemployed	120	64.5

**Table 4***Overall Financial Status*

	Frequency	Percent
Extremely Difficult	3	1.6
Difficult	17	9.1
Neutral	132	71.0
Easy	30	16.1
Extremely Easy	4	2.2

The employment status of the respondents and how they feel about their financial status are presented in Table 3 and table 4 respectively. Maximum number of the respondents were seen to be unemployed with normal financial status.

*Permanent Address Of The Respondents***Table 5***Permanent Address of the Respondents*

	Frequency	Percent
Province 1	14	7.5
Province 2	16	8.6
Bagmati Province	130	69.9
Gandaki Province	16	8.6
Lumbini Province	5	2.7
Karnali Province	3	1.6
Sudurpashchim Province	2	1.1

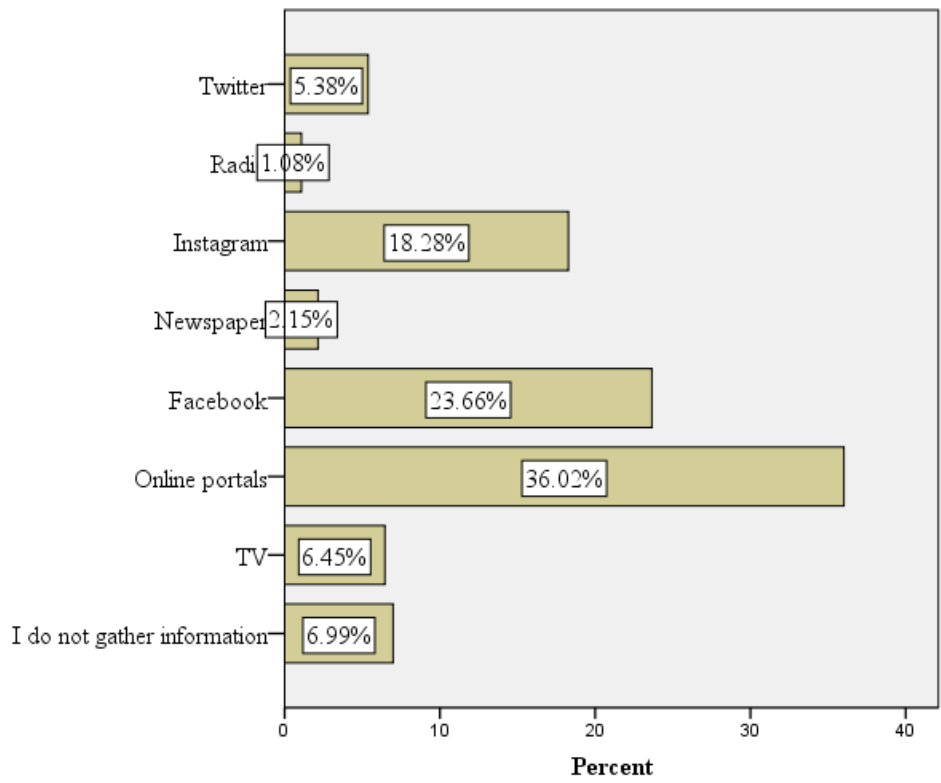
While all the respondents are either temporary or permanent residents of Kathmandu valley, However, their permanent addresses are presented above (Table 5).

**The General Attitude Of Youths Towards Politics***Views And Attitudes Towards Political News***Table 6***How Often One Gets Politically Updated*

	Percent
Never	9.1
Rarely	30.6
Sometimes	46.2
Very often	14.0

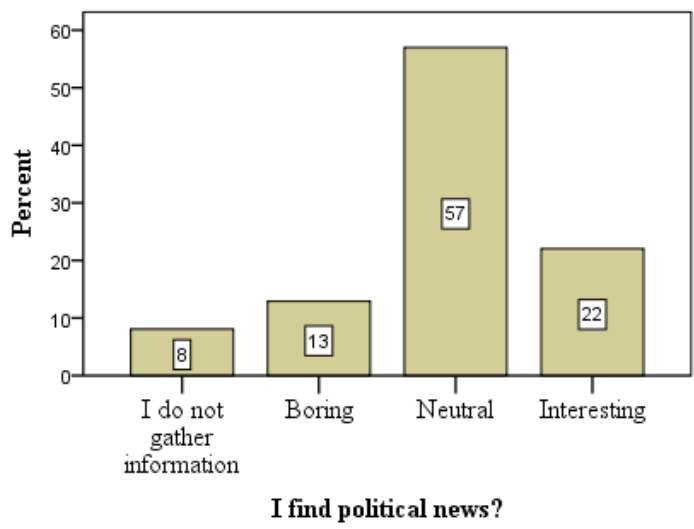
**Figure 2**

*Medium Of Gathering Political News*



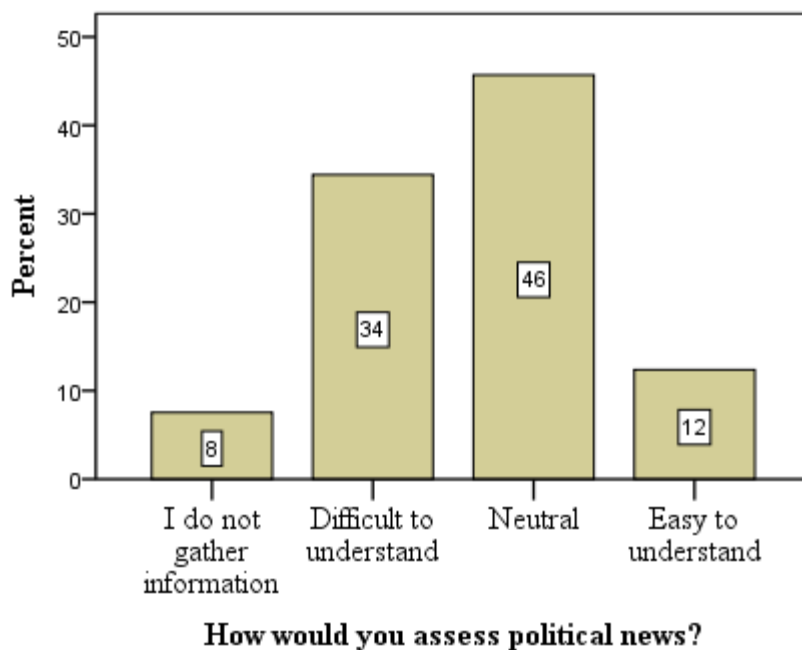
**Figure 3**

*How does one find political News*



**Figure 4**

*Assessment of political news based on difficulty in understanding them*



According to the survey report, it was found that the majority of the respondents followed political affairs of the country sometimes followed by other categories following political affairs rarely. This suggests that while people do follow political events of the nation however majority doesn't have a keen interest. This immediately decreases the number of knowledgeable individuals as only a few follow politics very often (Table 6).

It was discovered that most of the respondents used Online portals to gather news. Facebook and Instagram came in second and third most populated options used to gather news. Not to mention an insignificant percentage of the respondent said that they use Twitter for the same purpose. Since these are also online platforms, 83.34% of the overall respondents were found to be using online platforms to get updated about political news. This indicates that TV and radio are being used the least for getting news updates. Graphical representation of this is shown in Figure 2.

Figure 4 suggests that the majority of the people i.e. 57% find it neither boring nor interesting to read political news followed by 22% who find it interesting and 13% of them find it boring. While data suggests that nearly half finding it neither difficult nor easy to understand political news followed by 34% finding it difficult to understand and only about 12% finding it easy to understand. This directly poses the question to our education system and its standards. Are we producing students that are incapable of understanding politics and couldn't this be one of the major reasons as to why we are not succeeding as a nation?

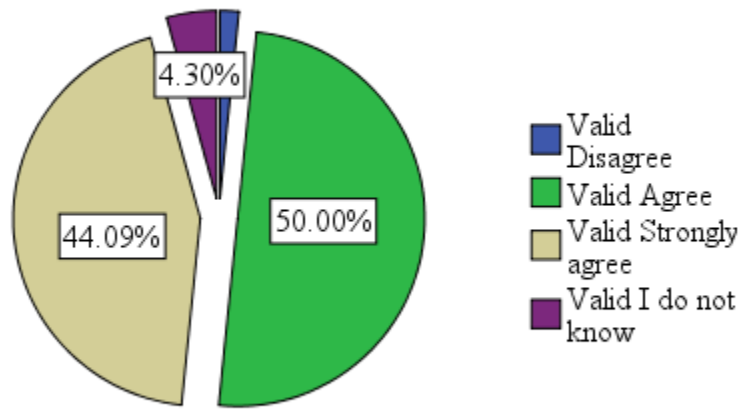
**Table 7**

*Crosstabulation Between Data On Figure 3 And Figure 4*

		I find political news?				Total
		I do not gather information	Boring	Neutral	Interesting	
How would you assess political news?	I do not gather information	7	5	2	0	14
	Difficult to understand	6	12	42	4	64
	Neutral	2	7	55	21	85
	Easy to understand	0	0	7	16	23
Total		15	24	106	41	186

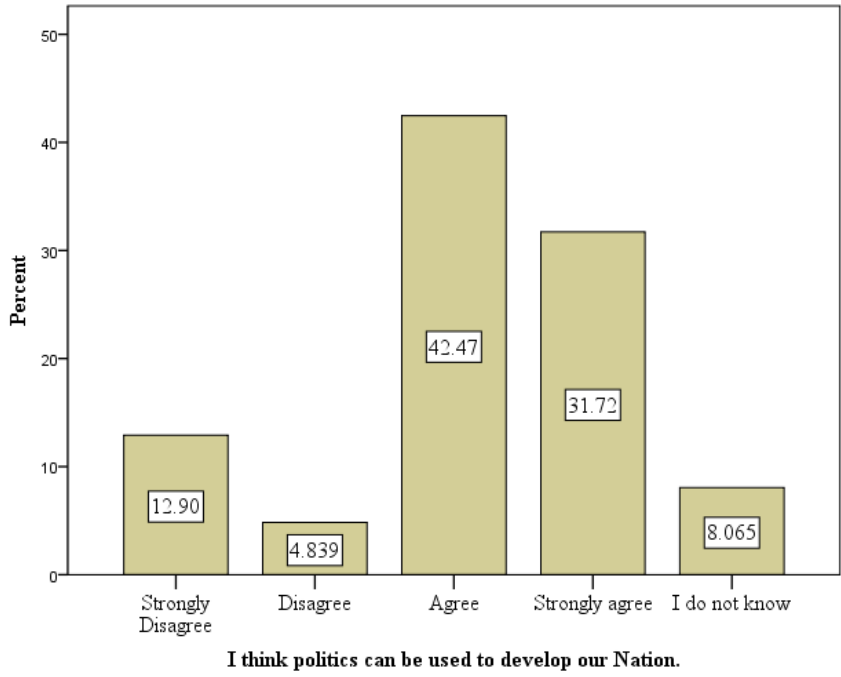
**Figure 5**

*I Think It Is Important To Be Informed About Political Affairs In Today's Society*



**Figure 6**

*I Think Politics Can Be Used To Develop Out Nation*

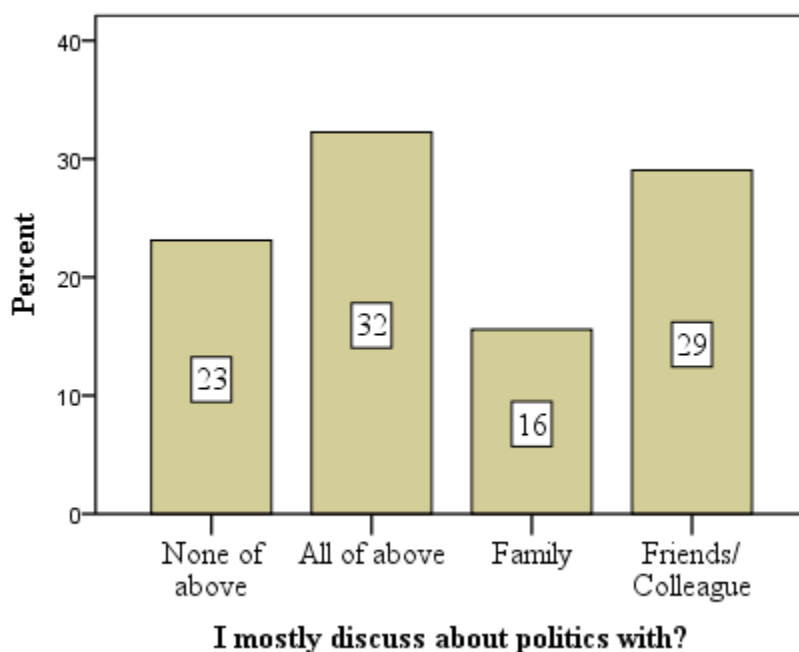


The crosstabulation table above (Table 7) suggests that the ones who find it difficult to perceive political news were also the ones who found political news boring or uninteresting while those who understood it well found political news interesting or didn't find the news boring. None of the respondents who finds it easy to grasp political news found it boring to read political news. This suggests that, one of the reasons as to why people find political news boring is the fact that they don't understand it. It is evident that the majority of the people already understand that it is important to be informed about political news in today's society (Figure 5). An overwhelming percentage of the population also believes that politics can be used to develop the nation. But without equipping them to first understand politics how can they possibly change the nation for good? Hence, it is absolutely essential that we equip them with the ability to comprehend politics somehow.

### *General Tendencies Associated With Political Discussion*

**Figure 7**

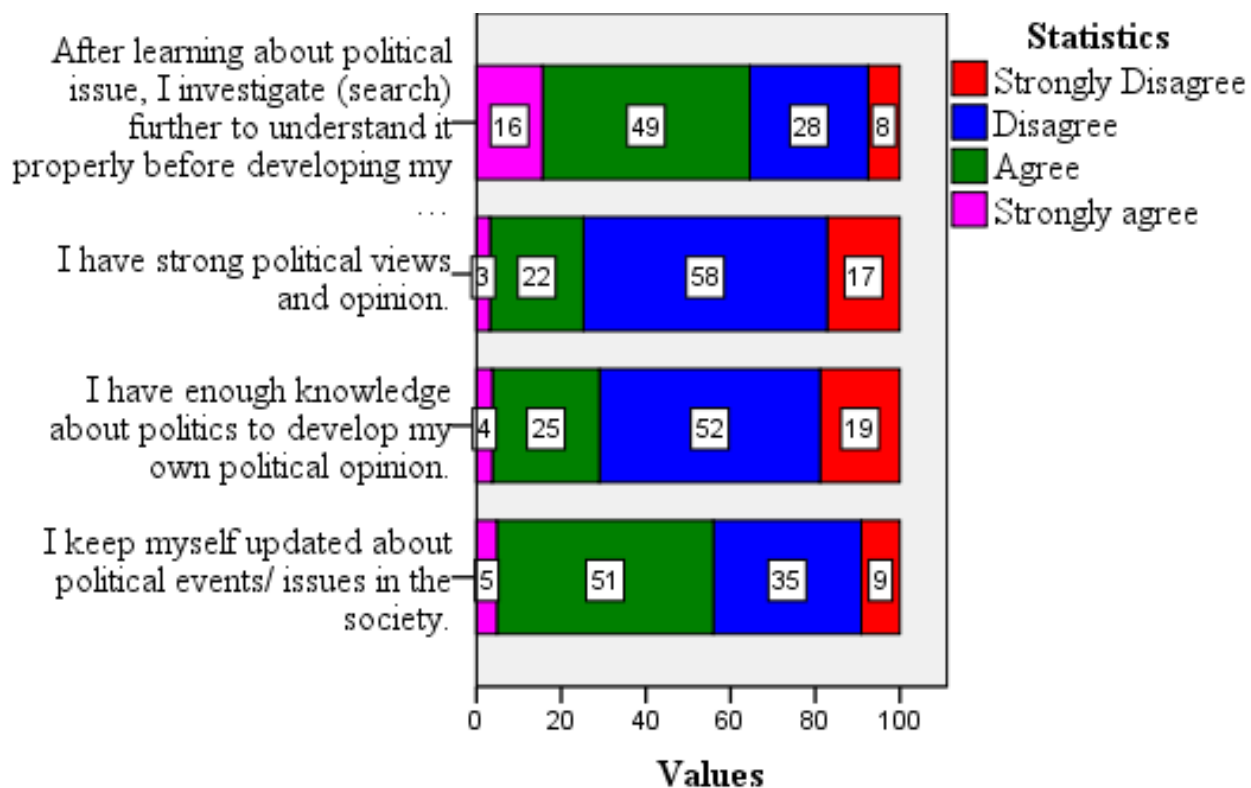
*Respondents Discuss About Politics With?*



It is very important to have a political discussion in order to exchange ideas and possibilities. Through such discourses, one can enlarge the horizon of knowledge and be able to understand multiple perspectives. According to literature, it was concluded that people prefer to share political conversations with others who are more likely to agree and try to avoid circumstances where they are likely to face political disagreement (Mutz, 2002; Morrel, 2005). If that is the case, we can assume that, there is more political disagreement between youth and their family as the majority of the youth are seen engaging in political conversation with friends rather than family although not a difference is seen. There is a clear majority of 61% of youth who have a political conversation with friends while 48% of youths have it with parents. Not to mention 23% of youths are seen abstaining from having any political conversation.

**Figure 8**

*Behavior And Habits Associated With Political News*

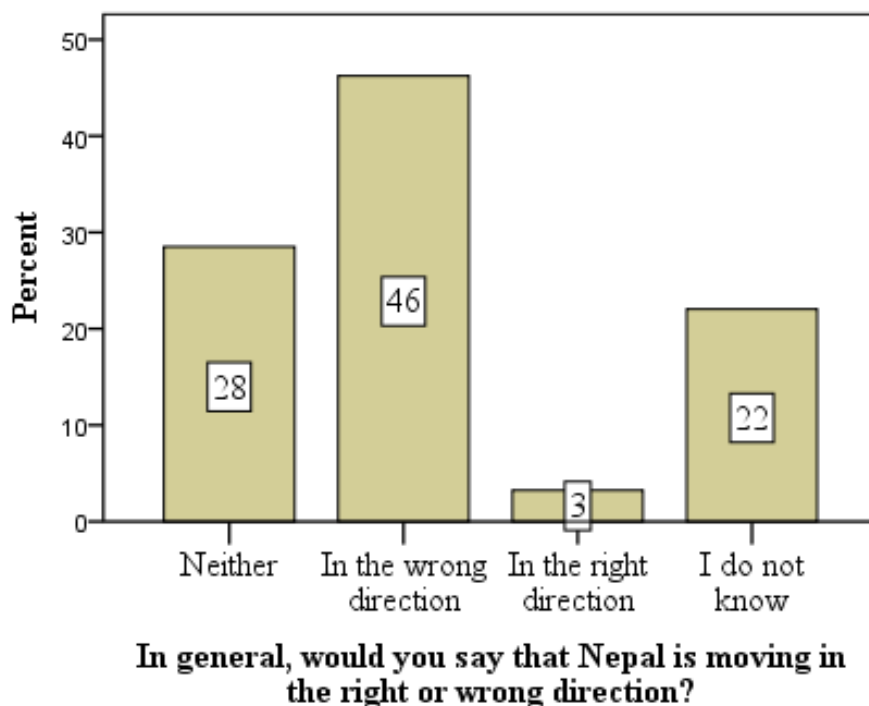


The world has become extremely politicized and so, finding factual news is difficult as much news is found to be manipulated. Therefore, fact-checking each news from reliable sources becomes a must. It was found that 65% of the respondents investigate further after learning about any political issue. This enables anyone to understand the news on a broader level. Many times there are multiple truths and therefore many conclusions can be generated. Hence, learning about any event to its fullest is only the way to become unbiased or limit biases. Getting updated with the daily happenings is one thing, have a general conversation with people regarding the different issues is another thing, but to have strong opinions or views with its regard is an entirely different thing. However, only 25% of the respondents were found to have strong political views with 3 % agreeing in the extreme and 22% mentioned that they just have political views and opinions. Furthermore, when it came to having proper knowledge about politics before developing own opinion, only 4% of the respondent responded with a strong agreement, meaning that there was only 4% of the respondent who feels that they have enough knowledge. 25% agreed that they have enough knowledge followed by 71% of them responded that they don't have enough knowledge to develop their own political opinion. The respondents are 18 years and above, and hence are eligible to make their own legal and political decisions. With a majority suggesting that they do not have enough knowledge, in itself is a threat to democracy.

## View Towards Political Scenario And Political Party

**Figure 9**

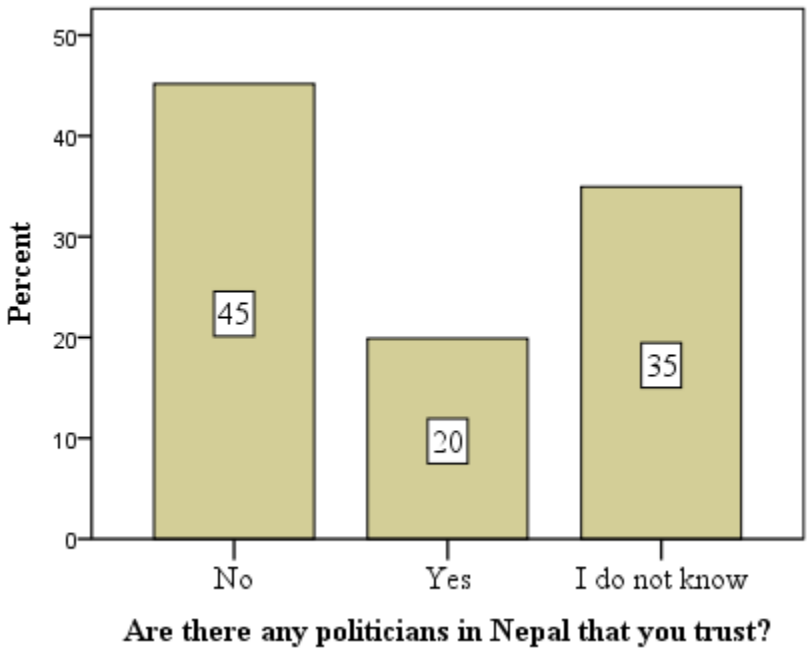
*Views With Regards To Where Nepal Is Headed*



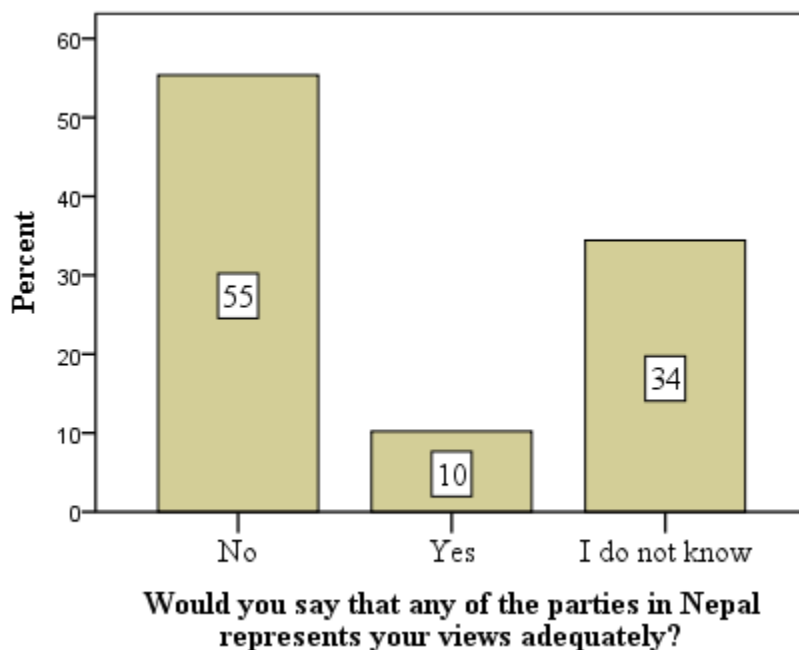
The result showed how an overwhelming percentage believes that the country is headed in the wrong direction. While there is an ambiguity attached to the question as it doesn't investigate any further. Hence, this study is limited and cannot answer where the respondents think Nepal is headed and why they think so. However, the conclusion remains that 46% of the respondent believes that the country is headed in the wrong direction. Even worse, only 3 percent think that the country is headed in the right direction. 28% believes that the country is at a halt and therefore isn't moving either direction while 22% of the respondent did not know the answer.

**Figure 10**

*Trust Towards Political Leader*



Somewhat majority of the respondent believes that they do not think any politician is trust worthy while 20% believes that there are politicians who are trust worthy. 35% have no answer. Politicians in Nepal has a long way to go in terms of gaining trust from its citizen.

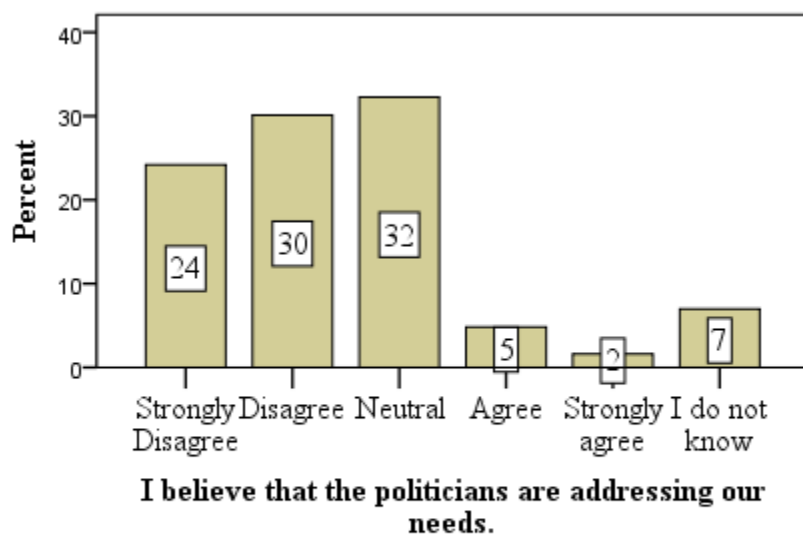
**Figure 11***Parties' View Vs Personal Views*

A majority of the respondent responded that none of the political party represents their views adequately. This suggests that's the political party is somewhat disconnected from the citizen. This isn't new as we can see that out of all the major political parties, none of the political parties had a majority vote in the last election that took place in 2018. The CPN-UML attained 121 seats (46% of the total) and the CPN-MC 53 seats (19%) from a total of 275 seats in the House of Representatives. None of the political parties had a majority i.e., over 50% votes. Therefore, even by looking at the election results, we can see how people are divided politically. When people are politically divided, it results in a weak government as is evident in Nepal. political instability is the product of a weak government. Therefore, we can say that due to the division of the citizen of the country, Nepal has never received a strong government. For the past 12 years, Nepal hasn't got a stable government that guarded the office for 5 years time period

which is the constitutionally described period that one government can run before the next election takes place.

**Figure 12**

*Politician Addressing Needs*

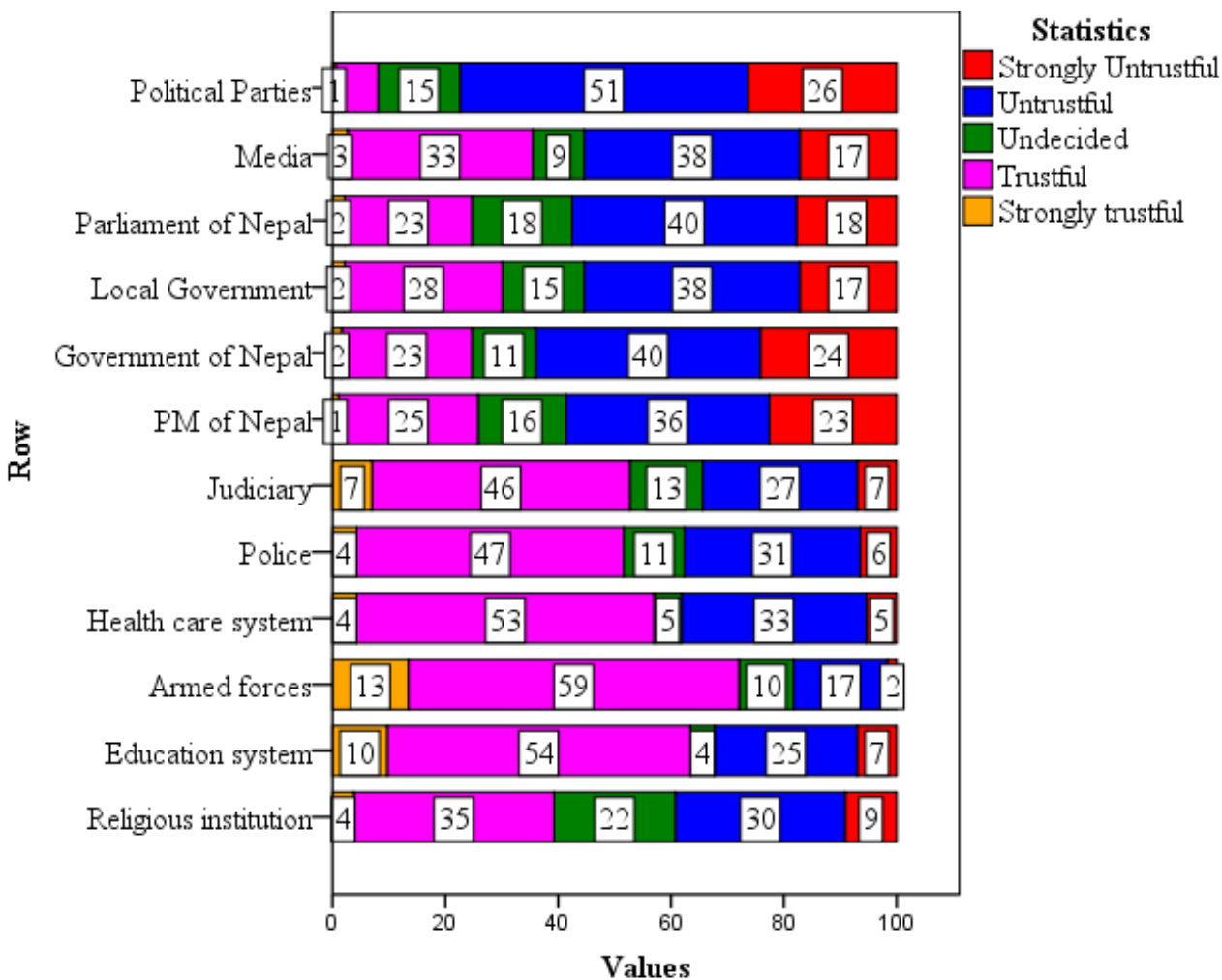


Over 54% of the respondent does not believe that the politicians are addressing the need of its citizen. 32% believe that there is some development but still cannot fully declare that politicians have addressed the needs. Only a mere 7% of the respondents believe that politicians are addressing the needs of the citizen.

*Trust Towards Different Institutions Of The Country.*

**Figure 13**

*Trust Towards Institutions*



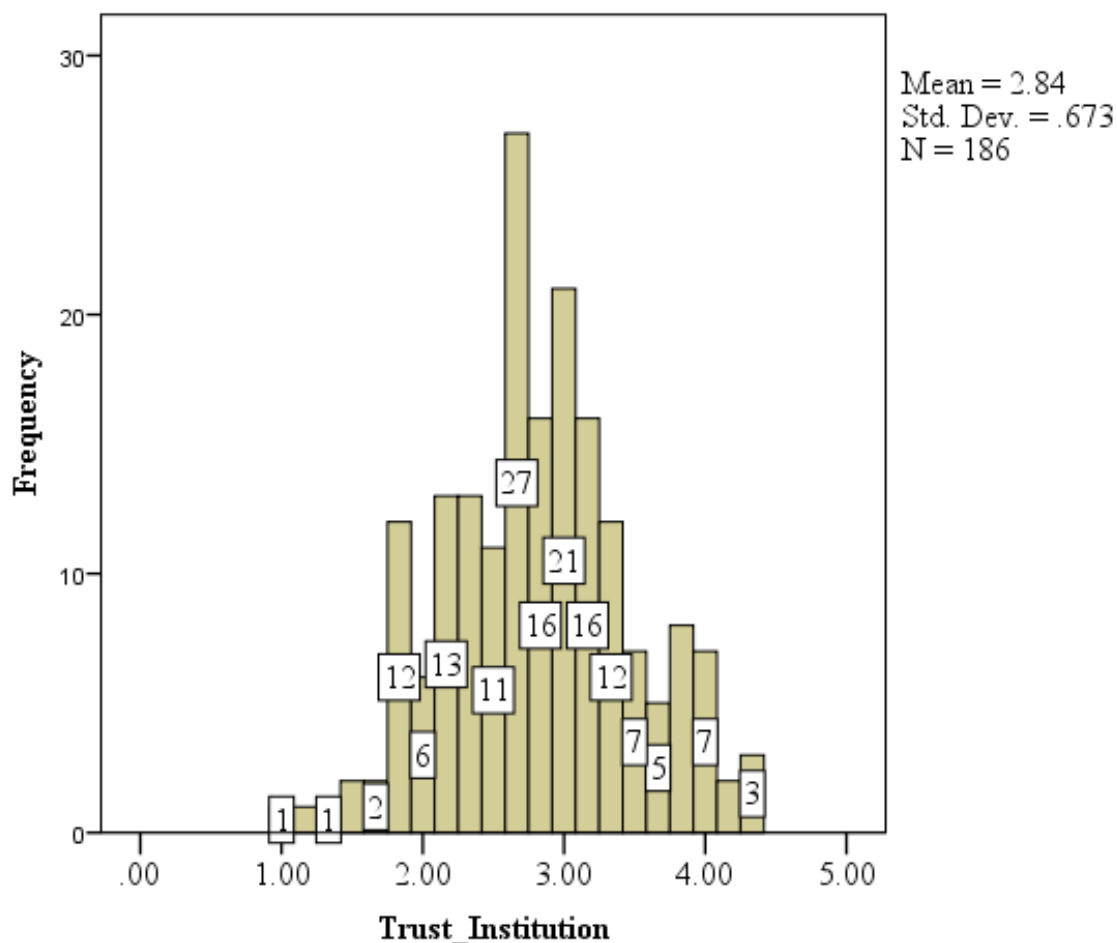
The data suggests that Nepal's armed police forces are the most trusted institution of the country with over 72% of the responding to it as a trustful institution while political parties are the most untrusted institution of the whole nation with 77% of the response is directed towards untrustful needle making it the most untrusted institution of the nation. Institutions that are directly related to politics such as the parliament of Nepal, local government, government of Nepal, and PM of Nepal, all are on the similar side as political parties. Similarly, Media followed

by religious institutions are also on the untrustful side of the equation with 55% and 39% of the response pointing the needle towards untrustful institutions. Judiciary system, police forces have over 54% and 53% trust.

By looking at figure 13, we can make many different assumptions. 'Trust in institutions' scale from 1 to 5, with 1 being complete distrustful and 5 being complete trustful, the average score is 2.84. Upon inspecting the trust scale individually, we can get a view of the least trusted and most trusted institutions but on average, we can conclude that people do not trust the institutions of Nepal.

**Figure 14**

*Trust Towards Institution Scale*

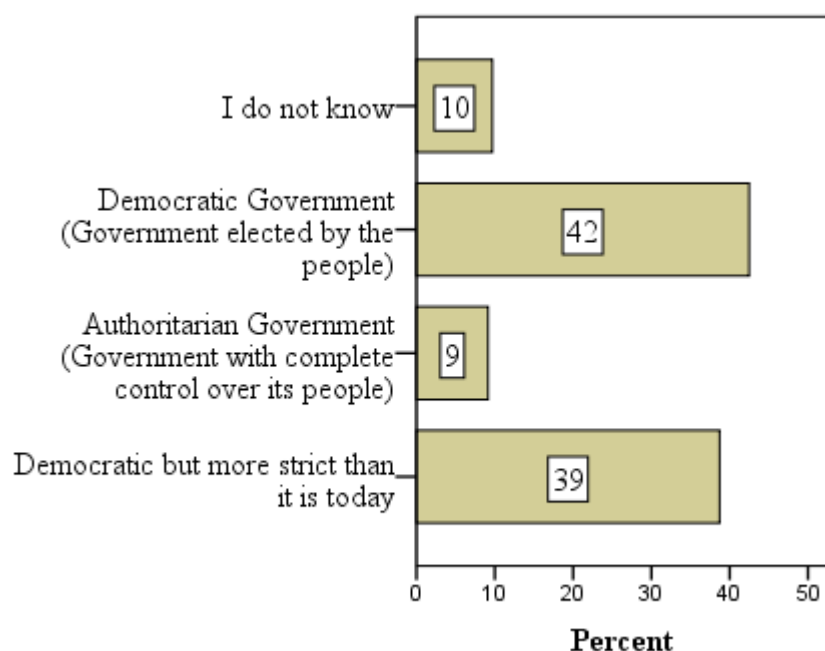


By looking at the histogram, we can see how the majority of the population is located below the 3.00 mark directly suggesting that people distrust the institutions of Nepal more than they trust. We blame the system which makes it easy as none of the citizens have to take any responsibility for the current condition we are in. The citizens are to be blamed for such results. We are a democracy and we made our choices and our choices have given birth to the reality of Nepal.

### *Views And Attitudes Towards Rule Of Governance*

**Figure 15**

#### *Nature Of Governance*



Upon making a general inquiry as to which type of government is preferred by the majority of the people living in Nepal. Questioning such as; does the current system that we call democracy suffice the need of the people? Is there a necessity for strict government? Is returning to autocracy the need of the people?

81% of the people favor the democratic system of governance; however, 39% of the respondent believes that more strictness is needed while 42% responded that correct system of democracy is enough. A minority 9% responded that there is a need of returning to the authoritarian system of governance with complete control by the autocrats over the citizen of the nation.

**Table 8**

*View Towards Democracy*

Questions about democracy and the importance of representative aspects of democracy.	Mean (1 – 10)
It is important to live in a democratically governed country.	6.64
Our country is democratically governed today.	4.98
Some people say it doesn't matter at all who is in power. Others say it matters very much who is in power. How much do you think it matters who is in power?	6.89
How much do you think it affects the affairs of the country when one chooses to vote, in your opinion?	7.14

On a scale from 1 to 10, with 1 being least important and 10 being most important, different views were scaled.

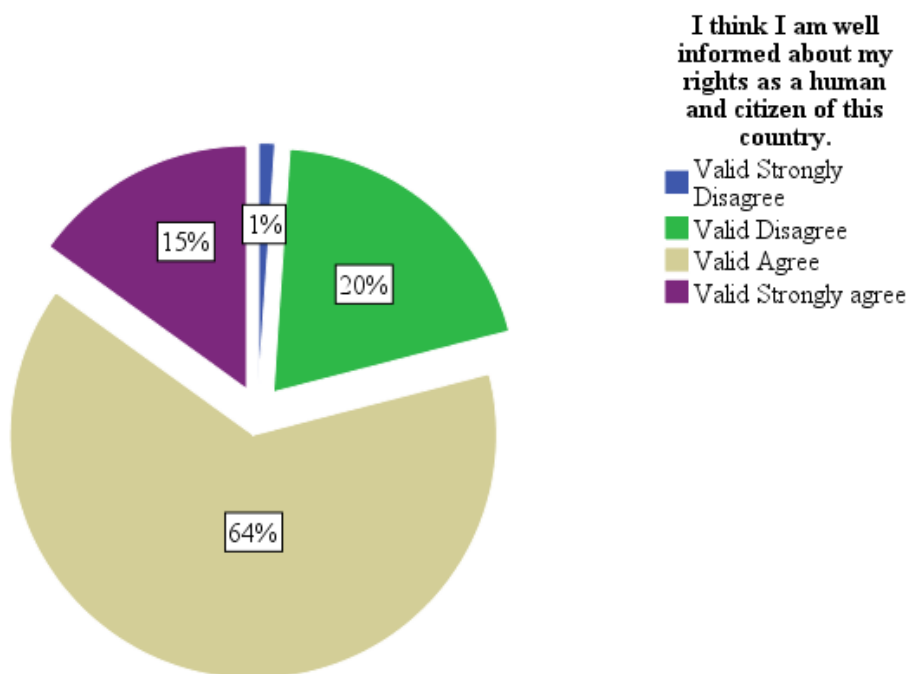
It was found that on an average of 6.64, people feel like it is important to live in a democratic government country. It is not in the extreme 8-10 range therefore, it can be concluded that while it is somewhat important for the people to live in a democratically governed nation, we cannot say that is of absolute importance to the people.

The average of 4.98 suggests that while Nepal has termed itself as a democracy, people do not feel like the country is democratically governed. On an average of 6.89, people feel like it matters who is in an authoritative position. The right to vote is not a privilege but a civic responsibility that every citizen should fulfill. A positive average of 7.14 suggests that people do believe that voting right is of great importance and that it can be used to direct country to the correct direction.

### *Attitude And Views Towards Human Right*

**Figure 16**

*Respondents And Scale Of Their Understanding About Human Rights*

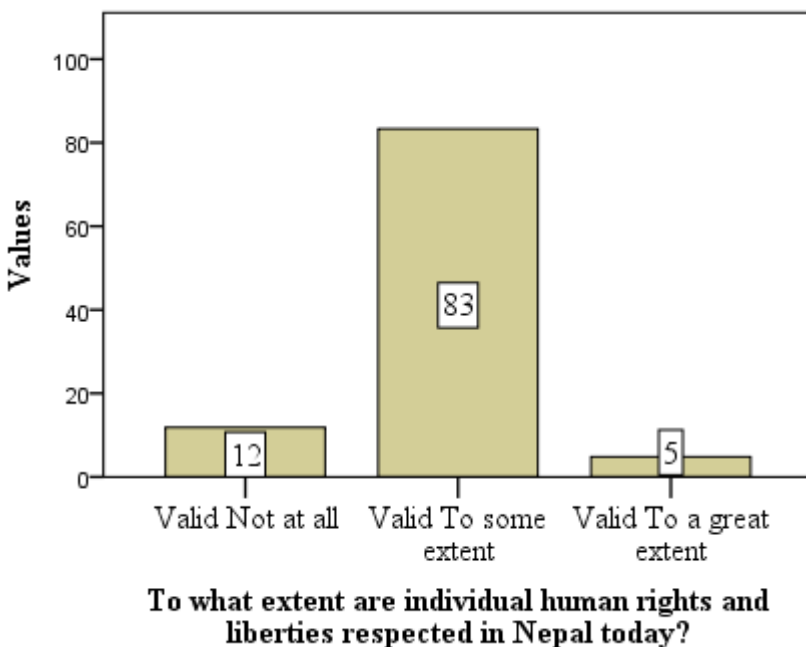


One of the most fundamental aspects that enabled the world to value human lives was the universal declaration of human rights. Nepal constitution 2015 recognized the civil, political, socio-economic, and cultural rights as fundamental rights of all Nepalese citizens.

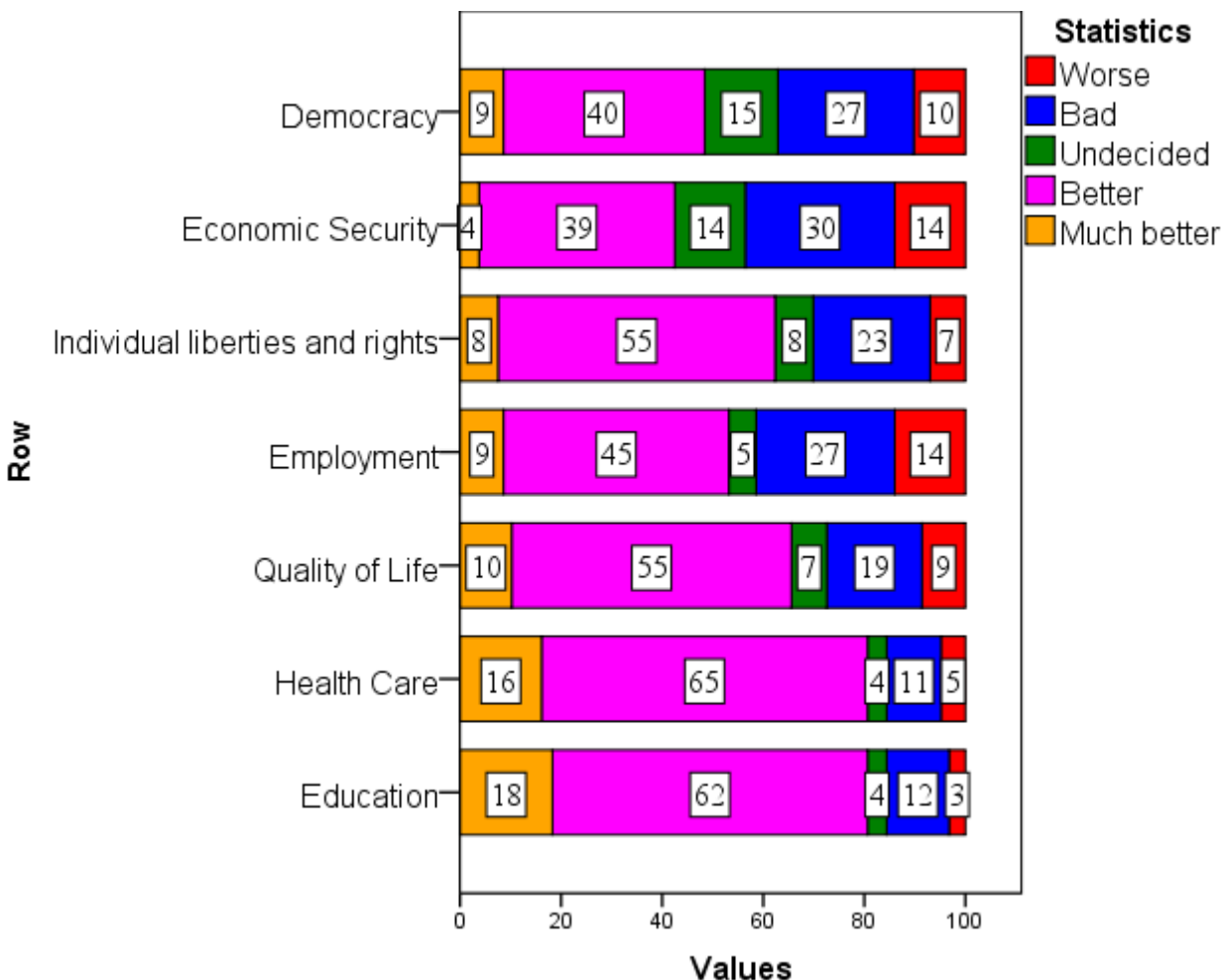
In the study, 79% of the respondent suggested that they are aware and well informed about their rights as a human and citizen of the country. While 21% of them believed that they were not well informed about human rights.

**Figure 17**

*Respect Of Human Rights: View Of Respondents*



Furthermore, the majority of the respondents believed that our country Nepal to some extent ensures individual's rights and liberty. 88% of the respondent suggested that individual human rights and liberties are respected in Nepal. While 12% believed that individual human rights and liberties are not respected in Nepal.

*Future in Nepal***Figure 18***Trust Towards Institution*

It is absolutely important for the citizen of the nation to be able to envision a bright future and if we cannot predict a good future today then in a way, we are suggesting that we have not been doing our best today. Out of all the institutions, the majority of the respondents said that the health care system and education are the two such institutions that have great potential in the nation. 81% and 80% of the respondent said that the health care and education sector will be

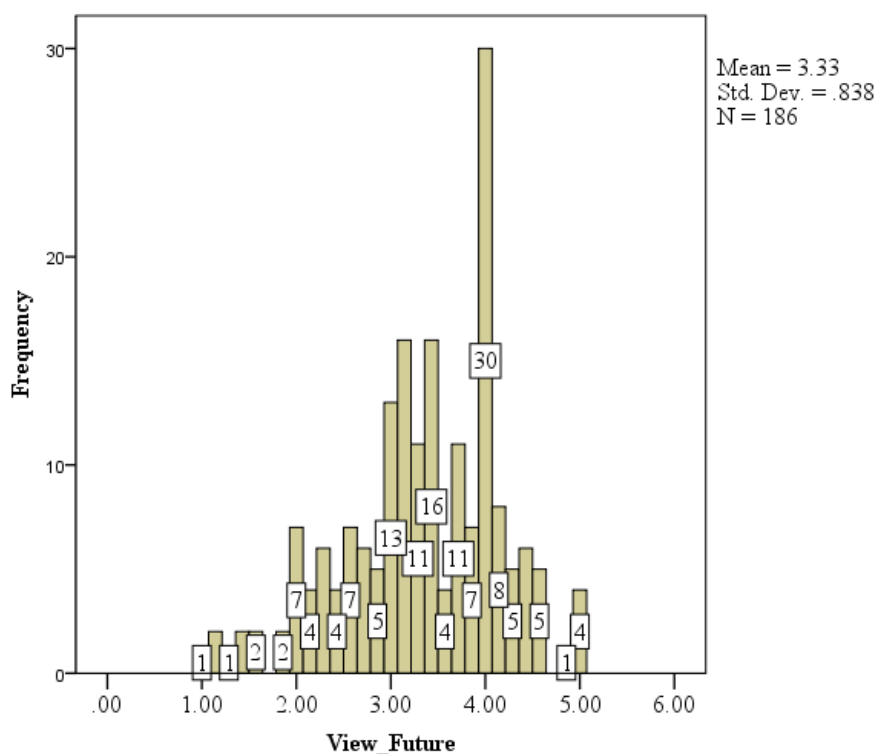
better in the future. While economic security has received the most concern. The data suggest that majority of the respondent believes that our economic security is going to get worse.

65% of the respondent believes that the Quality of life will get better in the future. 63% of the respondents believes that individual liberties and rights will be respected more in the future. While people have less faith that democracy and the employment sector will get better in the future.

On the “Future in Nepal” scale from 1 to 5, with 1 meaning that the situation will get worse in the future and 5 meaning that the situation will get better, the average score is 3.33 which is slightly on the positive side. In the histogram above, you can see the peak at the 4.00 level which indicates that there are quite a few numbers of respondents who see a bright future for Nepal.

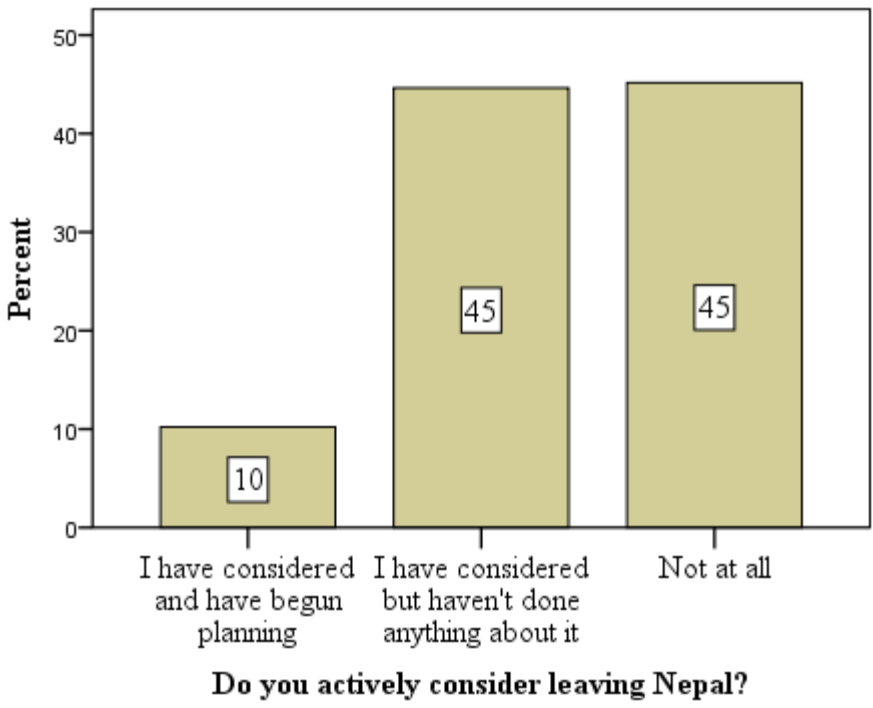
**Figure 19**

*Future in Nepal Scale*



**Figure 20**

*Brain Drain*



Nepal has been facing brain drain as a lot of capable youth migrate out of the country in search of better opportunities with respect to education and employment. The data presented in the figure above also suggests that over 55% of the total respondent have considered living in the country. 10% of the respondent have already begun their planning while 45% of the respondent are yet to start planning. Due to the ongoing pandemic, many have not been able to plan but once the international border is clear and the pandemic comes to rest, we can expect the rise in the number of migration.

**Political Views And Attitude**

*Social Compass*

**Figure 22**

*Political Values*

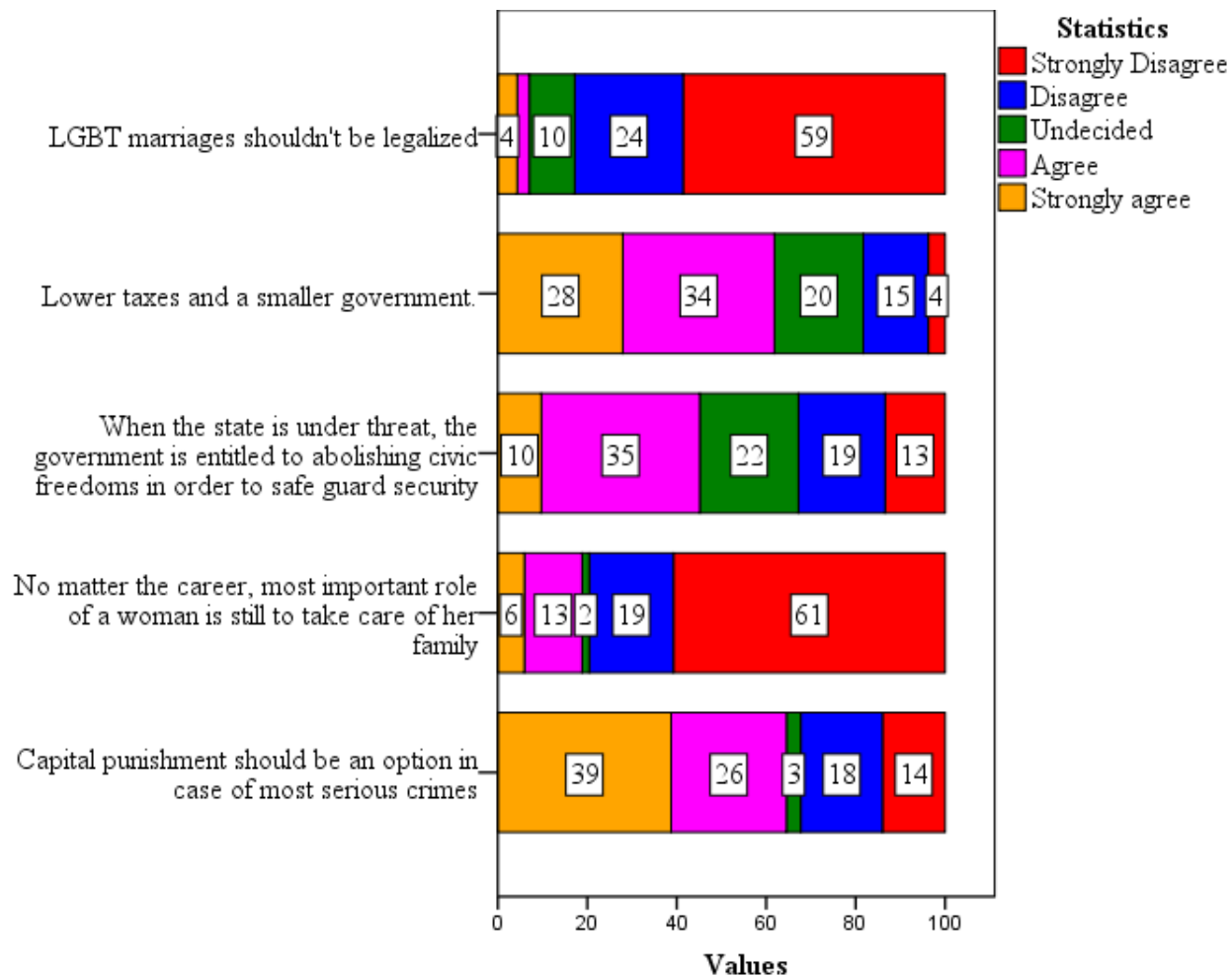
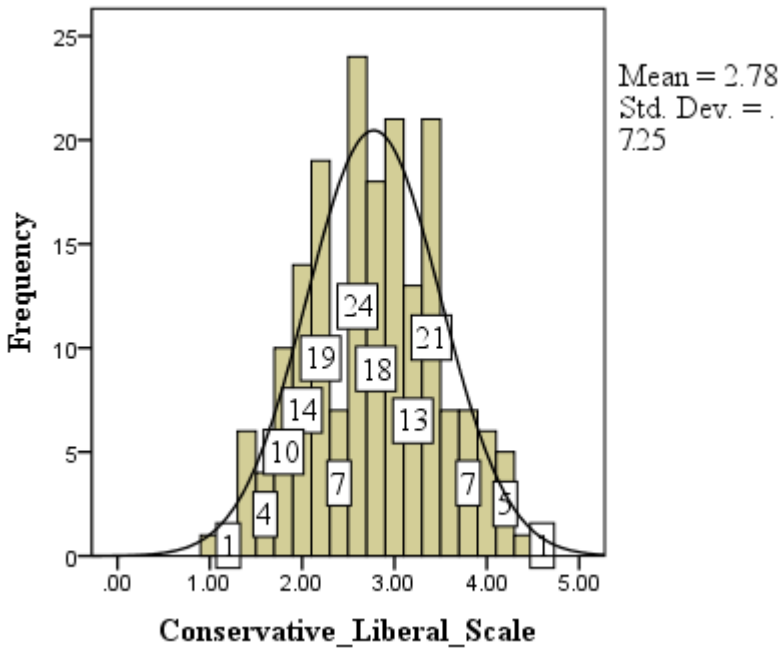


Figure 22 has different statements which are conservative values therefore, agreeing with them confirms one has an inclination towards conservative values while disagreeing with the statements they have liberal values and if somewhere in the middle, we can say they have more neutral. By looking at the data collected, it wasn't possible to differentiate whether people have absolute conservative values or absolute liberal values. Looking at each statement individually

we can see that in terms of gender and topics like LGBT people are more open towards change. LGBT marriage is more acceptable as we can see how many have strongly disagreed with the statement that suggested banning LGBT marriages. At the same time, conservative values that forced women to remain home and take care of her family and restricted them to become independent financially are also discarded by a majority. 59% and 61% of the respondents suggested that they are completely for LGBT marriage and Women's right to her freedom to become independent respectively. While 83% and 81% of the total respondents were for equality in the aforementioned topics respectively. Lower taxes and smaller government are another vision that conservatives push. They believe that having a bigger government is not efficient and tax payer's money is wasted by those nations that have larger governments. 62% of the respondents suggested that lower taxes and smaller government are the way to go. Conservatives believe that when a nation is in an emergency, the government should take the lead and protect its people by using whatever means possible. There is no clear majority who agrees or disagrees with the proposition. Finally, capital punishments have always remained a big debate in the international realm. As 60% of the respondents agree with the proposition that capital punishment should be an option in case of most serious crime, therefore, there is a clear majority.

**Figure 21**

*Conservative-Liberal Scale*

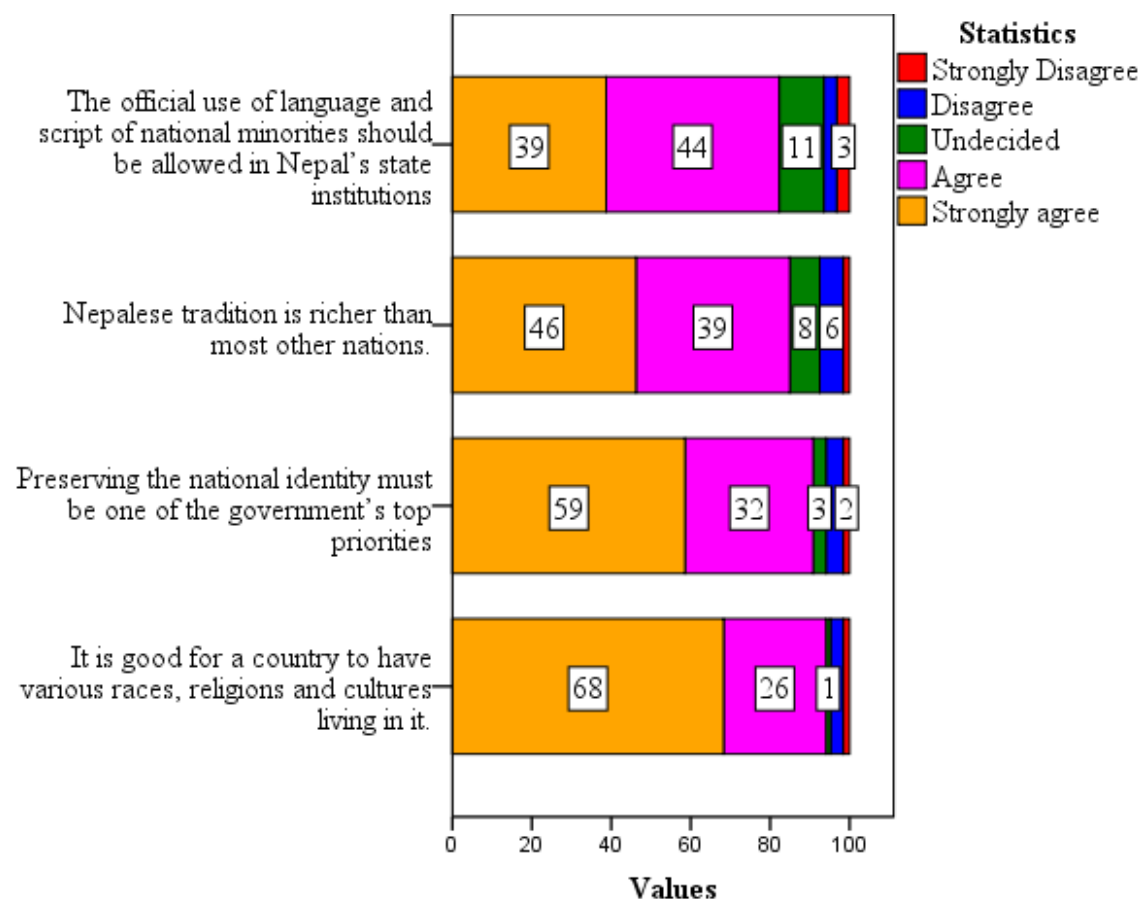


On the “Conservative-Liberal” scale under social compass from 1 – 5, with 1 being liberal and 5 being conservative, the average score is 2.78 which suggests that the respondents on average do not have clear conservative or clear liberal values.

## Unity And Diversity

**Figure 23**

*Unity And Diversity*



The table above has different statements that are associated with unity in diversity. The statements promote multiple cultures and respecting each one of them. Therefore, agreeing to the statements above will mean that the respondents are all for unity and diversity while disagreeing with the statements shows ethnocentrism. Nepal, being a country with such diversity in culture, cannot afford to become ethnocentric.

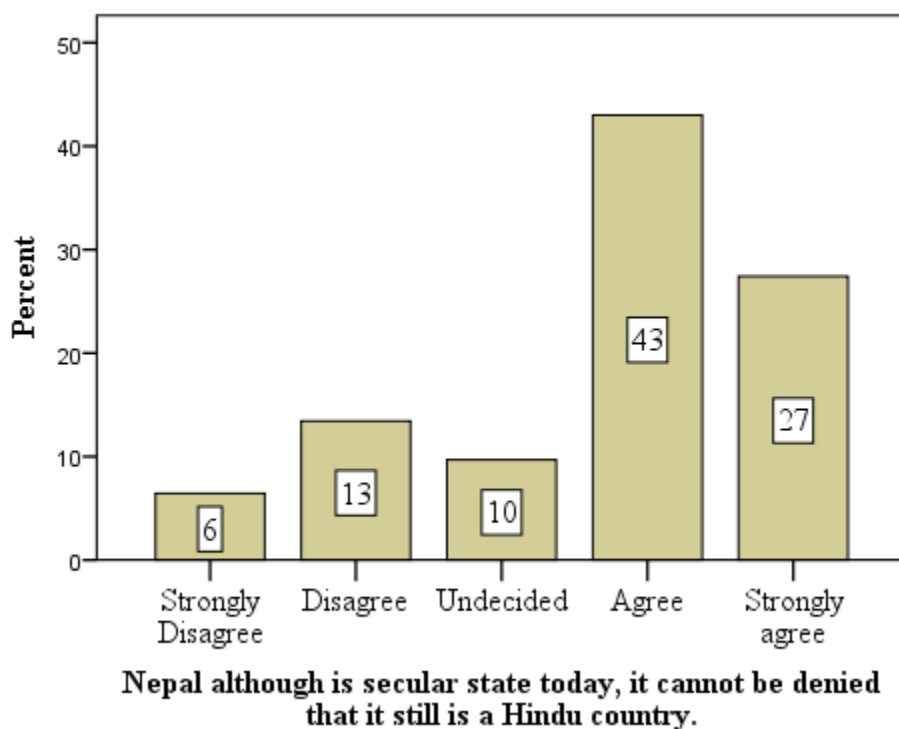
On all the statements, there were positive responses as in maximum of the respondents have responded with agreement when it came to statements that promote unity in diversity. With the inclusion of languages of minorities as an official language, accepting Nepalese tradition as

rich due to the fact that Nepal has such a diverse culture, suggesting that it is the government's responsibilities to protect all the identities and to believe that having various races, religions, and cultures in a country is good for the country. All the responses are shown in the figure above.

On the "Unity" scale from 1 – 5, with 1 meaning against diversity and 5 being for unity in diversity, the average score is 4.33 which suggests that the respondents on an average favor unity in diversity. That is evident in Nepal even at the macro level as we have a smaller number of

**Figure 24**

*Ethnocentrism*



However, upon asking the respondents whether Nepal still can be termed as or cannot be denied that it is still a "Hindu country" (Figure 24), the majority of the respondents agreed with the statement. An overwhelming 70% of the respondents believed the statement to be true. This

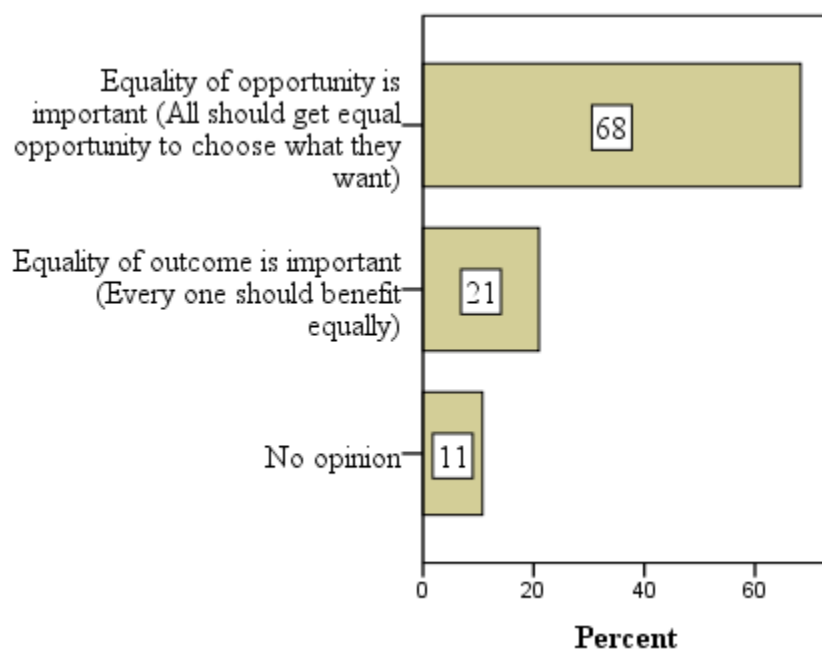
result generated a question, “can a country in spite of being a ‘Hindu country’ can preserve the unity in diversity?”

## Gender Equality

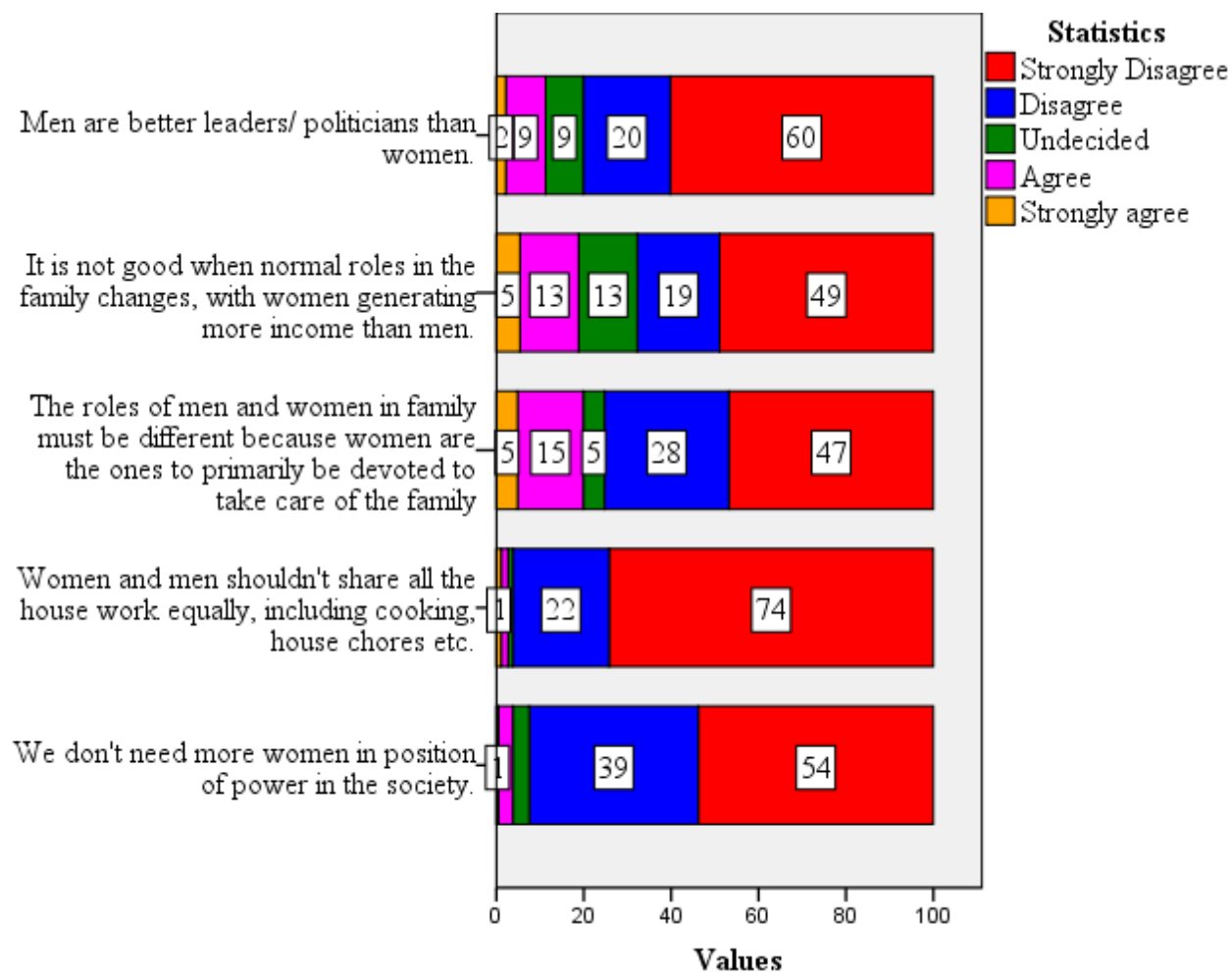
### *Equality vs. Equity*

**Figure 25**

### *Equity vs Equality*



Equity aims at bringing everyone on the same level by providing assets required to all in a disproportionate manner where those having less get more and those having more get less. On the contrary, Equality aims to promote fairness where all are treated equally. Equality of opportunity shares the same idea as equality where all have equal opportunity to reach or obtain something while equality of outcome shares the value of equity where the end goal is to demolish hierarchy that exists by disproportionately giving more to those having less and taking more from those having more. Over 68 % of the respondent found equality of opportunity more important while only 21% of the respondent believed that equality of outcome is important.

**Figure 26***Gender Inequality*

Furthermore, the table above includes different statements that are associated with inequality. Therefore, agreeing with the statement suggests that the respondent has values that are demeaning towards women specifically and holds stereotypical values that hold women back from moving forward.

In a positive light, there was maximum disagreement and low agreement with all the statements. The figure above shows all the responses. This immediately suggests that people have an attitude whereby, majority of the respondents believe men and women should be treated

equally and one shouldn't hold stereotypical views towards women. 80% of the respondents believe that women can be better leaders, 68% people believe that it should be normal if women generate more income than men, 75% believe that men and women have an equal role in a family and that women shouldn't just be considered as someone who should be primarily devoted to taking care of the family. Moreover, there should be equal distribution of house chores. There is a heavy majority who strongly disagree with the statement which suggests that Nepal doesn't need more women in power. 93% of the respondents disagreed. If we are to look at the figure above, we can see the percentage of disagreements which directly imply that people are mostly for equality and empowering women. Not just empowering women but have a different perspective entirely. As we can see from the data, hints that people are with views and attitudes that lift the restrictive values.

**Table 9**

***Gender Equality***

Valid	186
Missing	0
Mean	1.74

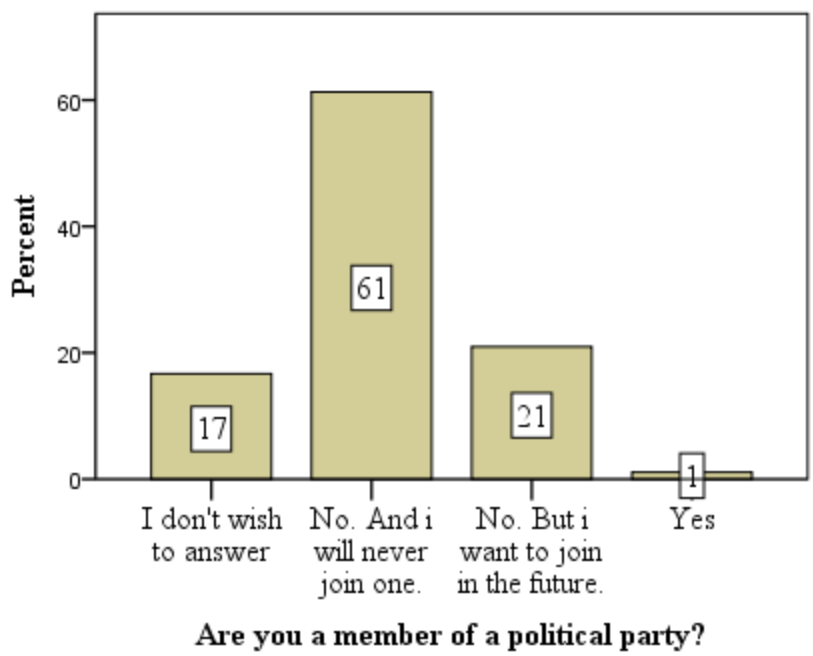
On the “equality” scale from 1 – 5, where 1 means people are for equality and 5 meaning people are for inequality, the average score is 1.74 which is near 1 which means that the respondents are for equality.

**Political Engagement**

In this section, the data related to respondent's political engagement are presented through different figures.

**Figure 27**

*Member Of Political Party*

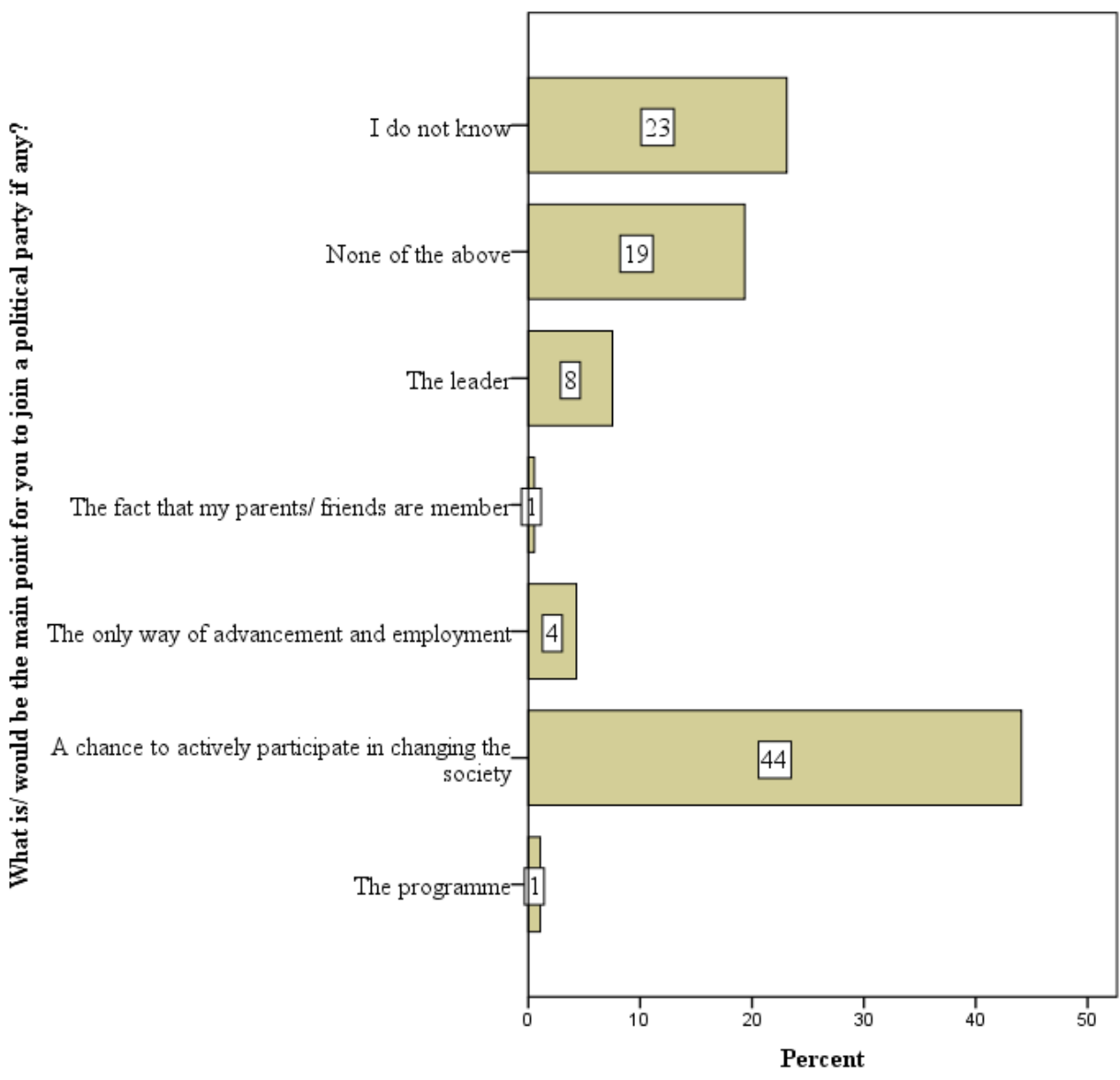


According to the data collected, only 1% of the respondent was a member of political parties, 21% were not yet members of any political parties but would like to join on in the future, however, overwhelming 61% of the respondents responded that they will never get affiliated with any political parties. The data are presented in figure 27.

This data itself shows people have no faith in political parties or are least interested in changing the political scenario of the nation.

**Figure 28**

*Reason For Joining Political Party*

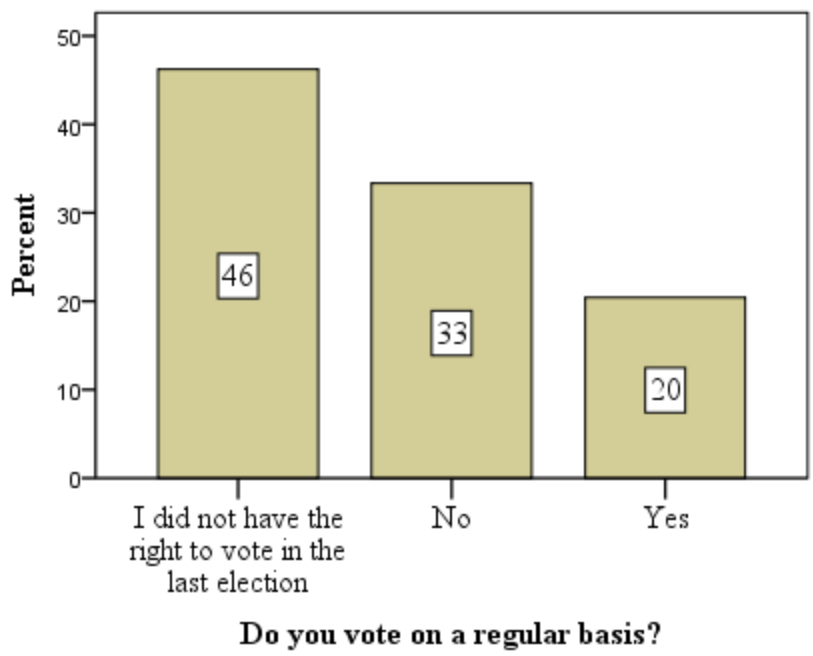


Likewise, among enlisted reasons in the figure above (Figure 28), respondents valued the chance to actively participate in changing society as their major reason to join any political party. This data suggests that respondents do believe that political parties can change society and impact society positively. By studying the above's data and this data we can also deduce that

while political parties can make positive impacts in society, people don't join one because they are either not interested or believe that political parties, we have in our country cannot be trusted.

**Figure 29**

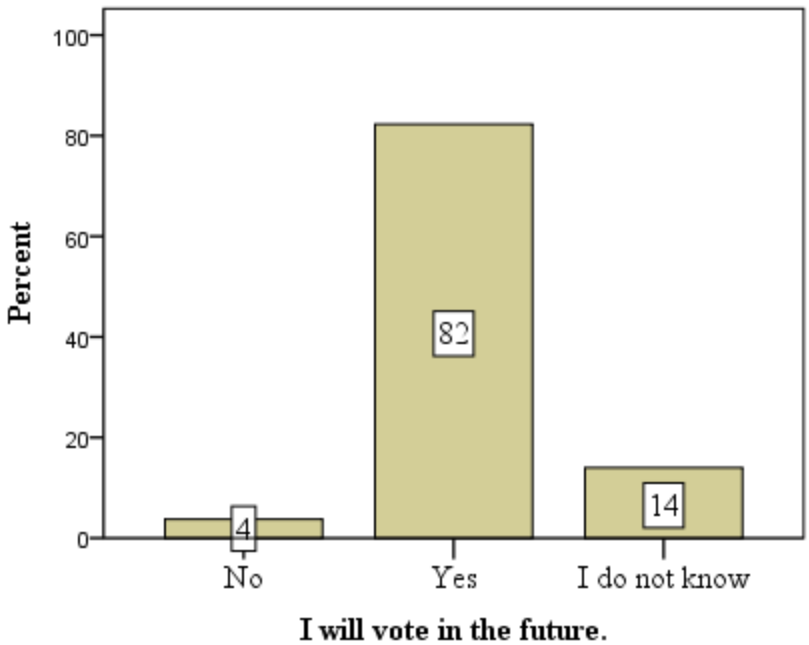
*Do You Vote On A Regular Basis?*



According to the data collected, among those who were eligible to vote in the last election 62% of the respondent chose not to exercise their right to vote while leaving little below 40% of the respondents who voted in the last election.

**Figure 30**

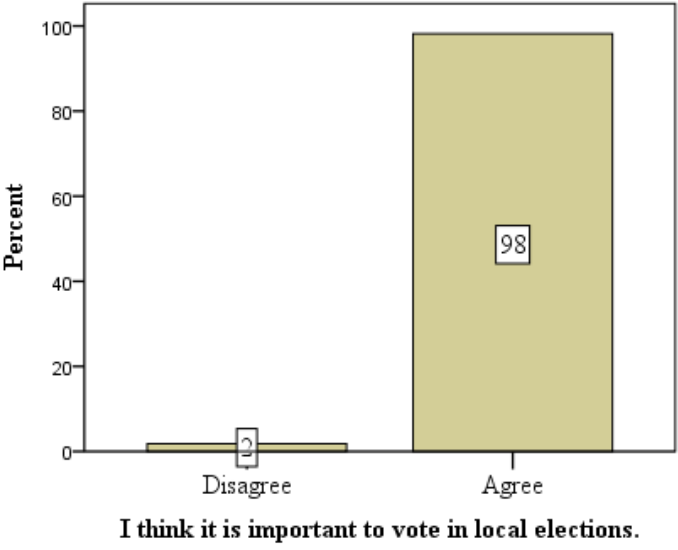
*Vote In Future*

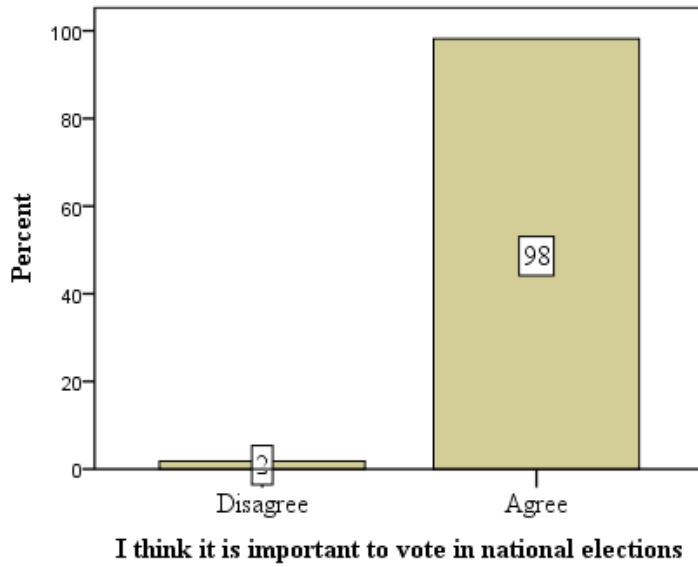


Likewise, 82% of the respondents said that they will vote in the future elections while, only 4 percent expressed that they will not exercise their right to vote.

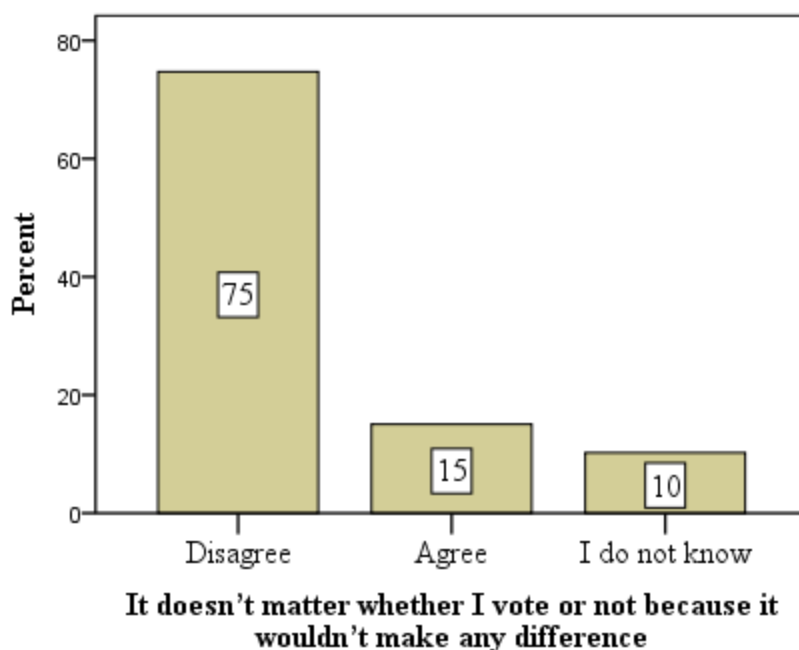
**Figure 31**

*Vote In Local Election*



**Figure 32***Vote In National Election*

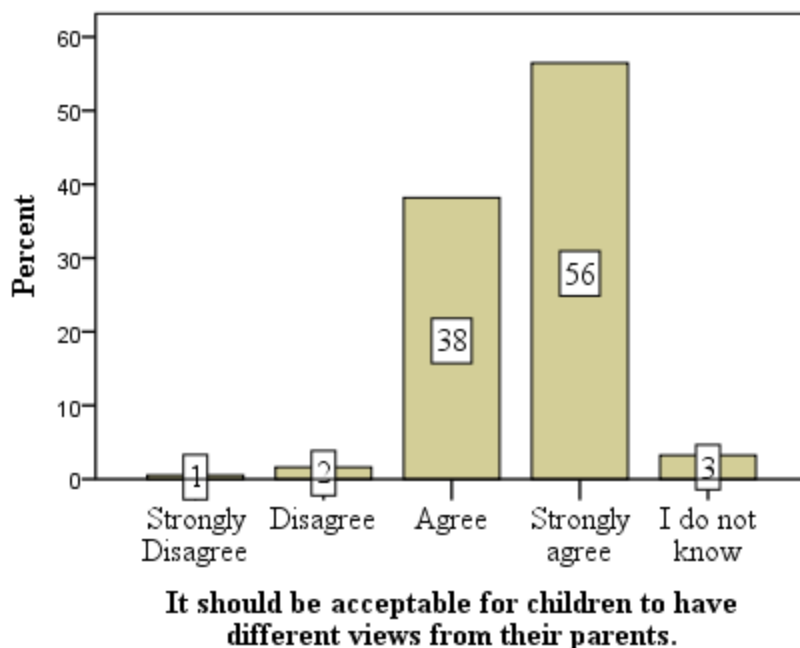
Maximum respondents shared the same attitude towards the importance of voting in elections. Both local and national elections were believed to be important and therefore voting in these elections was believed to be important to 98% of the respondents.

**Figure 33***Importance Of Voting*

75% of the respondents disagreed with the statement which claimed that voting doesn't make any difference while 15% of the respondents agreed. Although the majority believes that political parties cannot be trusted, people still have faith in the system.

Different people might have different perspectives. Living in the same house and being brought up by parents doesn't mean that the children grow up to have absolutely the same perspectives on every matter and the political matter is one of those areas where people might see the same event differently therefore, it is possible for different people to view the same event as positively or negatively.

Due to our individualistic nature, we might have a different take on different issues. Until and unless there is a good reason or rather a reason that is more beneficial and less destructive; if one can develop the case that the event is beneficial and/ or less destructive, one should have the liberty to express that view.

**Figure 34***Children Vs Parents View*

The first teacher of a child, in most of the cases, is their parent(s). 86% of the respondents which is a majority responded that it should be acceptable for children to have different views from their parents. This is one of the fundamental rights i.e., the right to freedom of opinion and expression (Article 19, UDHR).

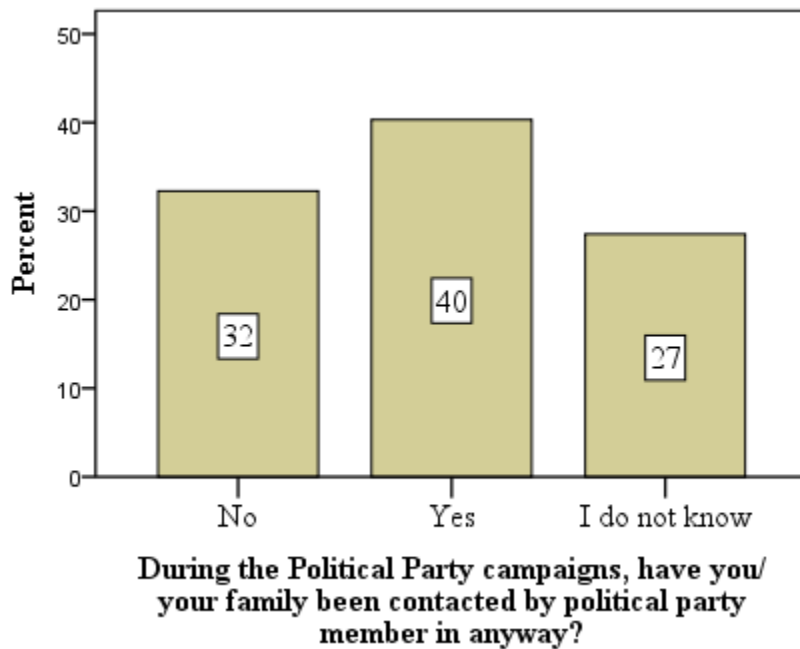
### **General Attitude And Views Towards Elections**

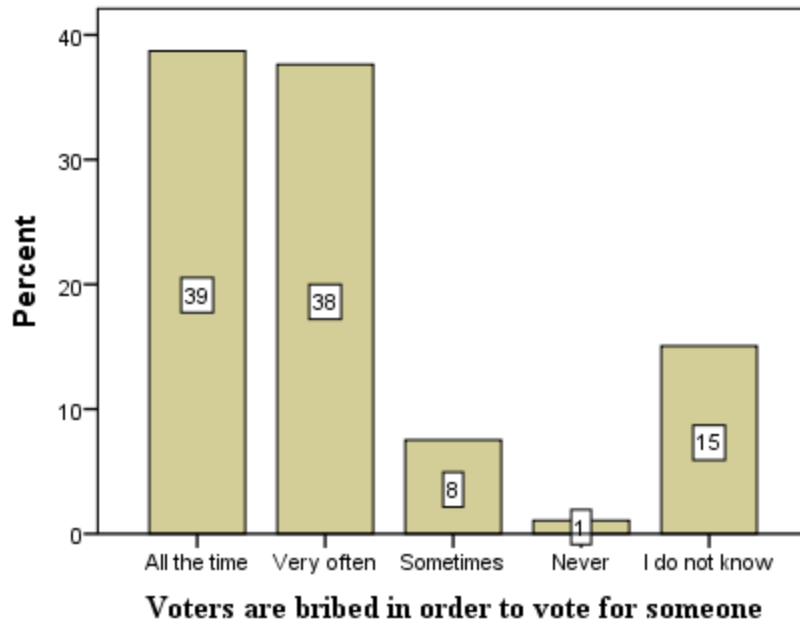
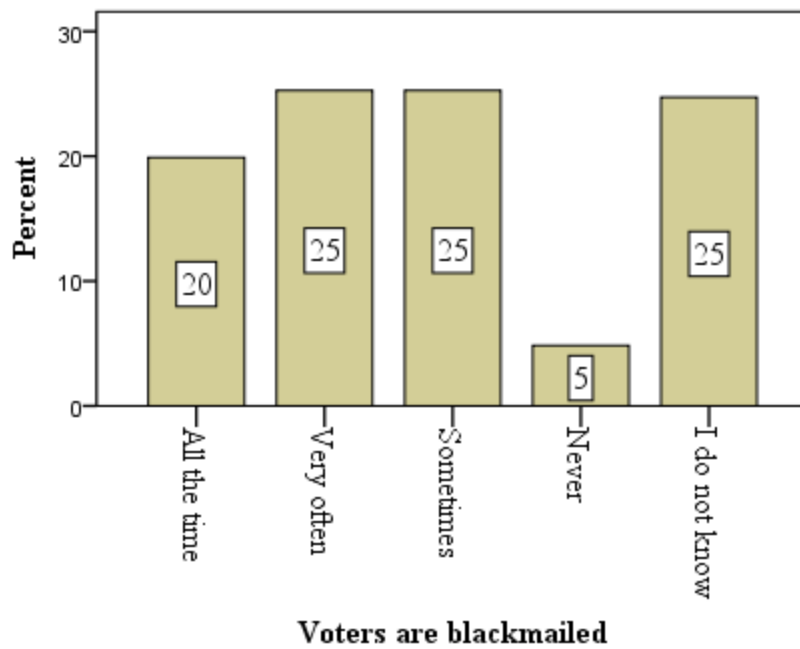
As stated in the introduction section of this paper, there are good reasons to believe that there might be a heavy play of money when it comes to elections. The election commission Act of Nepal has bestowed authority to the Election Committee of Nepal to regulate the expenditure of political parties and candidates for campaign purposes. There is a restriction that dictates the political party to spend no more than 2 lakh NPR per PR candidate seeking a seat to the lower house and not more than 1 lakh 50 thousand per PR candidate seeking a seat to the provincial assembly. Furthermore, there is a limit of twenty-five lakhs NPR for a candidate for the lower

house and fifteen lakhs for a provincial assembly candidate. There are additional directives that limit the ability to the usage of expenditure on transportation, promotional materials, and administrative costs.

**Figure 35**

*Contacted By Political Party*

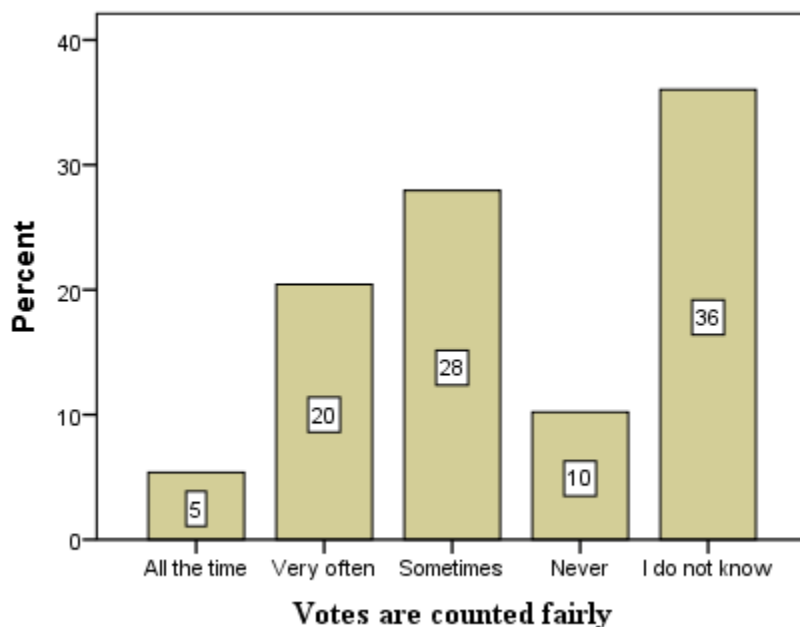


**Figure 36***Vote For Sale***Figure 37***Voters Are Blackmailed*

The data collected helps us visualize reality in a better way. the table contains different data under different heading that allows us to understand the scenario. 40% of the respondents said that their family had been contacted by political party members during political campaigns. Moreover, 77% of the respondents believe that voters are bribed during elections.

**Figure 38**

*Fair Election Vote Counting*



This concludes the data analysis and interpretation chapter of this paper.

53% of the respondents believe that the votes are counted properly at least to a certain degree. However, as we have reasons to believe that the votes are sold, does it even matter whether the votes are counted fairly or not?

While political parties have been seen buying votes, it is equally true that the general public sells them. And when we have declared as a nation that politics and elections are simply exchange therefore making it all a business, we can declare by looking at the reality of our country that we are a failed business.

## CHAPTER V

### SUMMARY OF FINDING, CONCLUSION, AND RECOMMENDATION

#### **Major Findings Of The Study**

##### *Demographic, Education, And Financial Status*

Respondents of all ages from 18 through 30 were represented in the survey. From the findings of the study, the majority of the respondents were found to be unemployed while others were either working part-time or full-time. The majority of the respondents were female. A maximum of the respondents was from a neutral economic background. All of the respondents were educated and acquired Secondary education examination certificate and were either pursuing their high school or Bachelor's degree or Master's degree or already have the certificate.

##### *The General Attitude Of Youths Towards Politics*

Results of the study demonstrated that while youths do work to keep themselves updated about political matters most of them found it difficult to understand and a very less percentage of the people found it easy to grasp political news. There is a gap between knowledge and understanding among people. Not to mention, it was also found to be true that those respondents who had a better understanding were the ones who found political news interesting. Newspapers, radio, magazines, televisions, etc. are outdated mediums to get news updates as maximum respondents were seen using social media more often for such purposes. Almost all the respondents believed that it was important to be politically aware in today's society and that politics can be used to develop our Nation.

##### *General Tendencies Associated With Political Discussion*

General findings from the study revealed that youths are interested in having political conversations more with their friends than their parents. This indicates that there potentially could be a certain element that is disabled people to become open about their political opinion with their parents. It was found that, many youths are aware of the different fake news floating around and that it is essential for all to fact-check it right away. Results showed how many people acknowledged that they didn't have enough knowledge about politics therefore, there was difficulty in understating political news.

#### ***Views Towards Political Scenario And Political Party***

Results show that there is little to no trust in the political party and/ or political leader and that none of the political parties clearly and adequately represents people's view creating a sort of disconnectedness among the people and the party or party leader. Therefore, the country led by such institutions that do not have the trust of its people, cannot take the country in the right direction which people do believe to be true. furthermore, results also showed how an overwhelming percentage of the people believed that the government or the politicians have not been addressing the needs of the people.

#### ***Trust Towards Different Institutions Of The Country***

On average, different institutions of the country do not have the trust of the people people distrust them more than they trust the institutions. few of the institutions such as the army and education system, health care system, police, and the judiciary are some of those institutions which are somewhat trusted by the people while institutions such as political parties, media, the overall government of Nepal, religious institutions have not been able to get much trust of the people.

### ***Views And Attitudes Towards The Rule Of Governance***

A negligible percentage of the respondents were found to be against democracy by the results. There was slight friction between democracy as it is today or the need for strictness on top of how we take democracy to be. The study also suggests that the people believe that currently our nation cannot be called a proper democracy.

### ***Future In Nepal***

The result shows that the majority of the people believe in Nepal and there in the next 10 years Nepal is going to prosper. The education system and health care system are the most valued and trusted systems by the people. However, brain drain is still a problem as the data suggests about half the youths have plans to go abroad for different purposes. This is extremely concerning as there is no data on how many people migrating abroad for study purposes come back and work for the betterment of Nepal.

### ***Political Views And Attitude***

The results showed people didn't have strong political opinions therefore on the social compass scale it was natural that it showed how people are neither liberal nor conservative. In some of the aspects such as gender equality and women's right, people were seen to have a positive view. On the unity scale, the result portrayed that majority are for diversity and believe that they are more open to diversity. However, on the contrary, the result also showed how people have ethnocentric values with regards to Hindu dharma.

Results showed that people are not for equity but equality. Equal opportunity was more appealing than equality of outcome.

### ***Political Engagement***

The fact that people are disconnected from politics can be taken as an alarming reality for Nepal. Results showed how people are not satisfied by the way government and other related institutions are working however, the people who have problems are not up for the challenge to change the system. People expressed that joining a political party would enable one to actively participate in changing the society on one hand and on the other hand have already decided that they will never become part of any political party is conflicting.

Since only educated youths were part of this study and results suggesting that there are people who do not fulfill the responsibility of exercising voting rights were appalling. It is essential for people to act as an active and responsible citizens before criticizing the government.

### **Conclusion**

From the above summary, the following can be concluded from this study:

- i. There is a significant gap in political knowledge among the youths. Despite not having proper knowledge, they have a wide range of views towards the political matter. There is an added question of whether or not to nullify such arbitrary views.
- ii. Youths are aware of the fact that having political knowledge is important but there is a lack of institutional mechanism responsible to educate the youths and incapacitate them to understand politics.
- iii. Based on the findings, it can be concluded that the majority of the people believe in democracy and personal freedom. Nepal has not been able to acquire a state where one can completely agree that Nepal is a successful democracy. We can say

that Nepal is headed towards being a successful democracy but for that to become a reality, more educated people should be engaged in politics.

- iv. The majority of the people believe that politics can be used to develop the nation however, very least of them are prepared to take the challenge. There is an overall negative attitude and views towards the current reality but a positive outlook towards the future.
- v. This study was envisaged to benefit the following groups of people: the citizen of the nation, worshippers of democracy, democratic government, institutions engaged in educating youths about good governance and civic duty, policymakers, political parties, and leaders.

### **Recommendations For Implementation**

The following are recommendations for future planning and implementations:

- i. The gap of knowledge exists. People are not equipped with the knowledge to make judgments therefore related institutions should take the necessary steps to educate our youths. Different countries have mandatory civic education, citizenship education, etc. where concepts such as democracy, rights, civic duties, and responsibilities are taught and most importantly, one is taught to become an asset to the nation and not a liability.
- ii. Political parties and political leaders should voice out themselves in such a way that the general public can understand them. Political parties should listen to the voices of the public and not the way around where people listen to the parties. There exists a disconnectedness, political parties should work to unify the nation: not divide.

- iii. The government of the nation should develop a mechanism of communication where important events are explained to the people in an understandable manner. Media are supposed to deliver the news and not twist the news to sound appealing. Media are losing their credibility so it is important for news media, in particular, to share authentic stories without any prejudices.
- iv. NGOs, INGOs, and other related institutions should join hands in educating all about our civic responsibilities to all the citizens of the nation. It is the prerequisite of a successful country.

#### **Recommendation For Future Research**

- i. Reasons for distrust towards the government
- ii. Attitude towards civic duties and responsibilities

## REFERENCES

- Adams, A. (2020, March). Hopelessness in Desperate Times. *Times Magazine*.
- Algina, J., & Swaminathan, H. (2015). *Psychometrics: Classical Test Theory*.
- Almond, G., & Verba, S. (1963). *The Civic Culture: Political Attitudes and Democracy in Five Nations*. Princeton University Press. Princeton University Press.
- Amna, E. (2012). How is civic engagement developed over time? Emerging answers from a multidisciplinary. *Journal of Adolescence*, 611-627.
- Anker, A., Kumar, V., & George, S. (2000). *Marketing Research*. New York.
- Carol, A., Cassel, & Celia, C. L. (1997). Theories of Political Literacy. *Political Behavior*, 317-335.
- Cherry, K. (2019, 9 10). *How Does the Cross-Sectional Research Method Work?* Retrieved from Verywell Mind: <https://www.verywellmind.com/what-is-a-cross-sectional-study-2794978>
- Citizenship Advisory Group. (1998). *Education for citizenship and the teaching of democracy in schools*. Great Britain: Qualifications and Curriculum Authority.
- Cochran, W. G. (1977). *Sampling Techniques, 3rd Edition*.
- Davies, I. (1999). What has Happened in the Teaching of Politics in Schools in England in the Last Three Decades and Why? *Oxford Review of Education*, 25, 125-140. Retrieved from <https://www.jstor.org/stable/1050704>
- Diamond, L. (2004). What is Democracy?
- Douglas, J. A. (2013). The Foundational Importance of Voting: A Response to Professor. *66, No. 1*, 81-100 .

- Dutta, A. A. (2019, 04 12). *My Parents Don't Like That I Have Political Opinions – And That's Not Okay*. Retrieved from LiveWire: <https://livewire.thewire.in/politics/my-parents-dont-like-that-i-have-political-opinions-and-thats-not-okay/>
- Duverger, M. (2021, 03 10). *Political Party*. Retrieved from Encyclopedia Britannica: <https://www.britannica.com/topic/political-party>
- Dwarika Nath Dhungel. (2007). *Inside out, political parties of Nepal = Nepālamā rājanītika dalaharuko sthiti*. Kathmandu: Institute for Integrated Development Studies, International IDEA.
- Election Observation Committee Nepal. (2017). *Study on the Election Campaign Finance of Local, Provincial, and Federal Elections in Nepal*.
- Fraenkel, J. R., Wallen, N. E., & Hyun, H. H. (2006). *How to Design and Evaluate Research in Education*.
- Furlong, A., & Cartmel, F. (2011). Social change and political engagement among young people: generation and the 2009/2010 British Election Survey. *Parliamentary Affairs*, 13-28.
- Fyfe, I. (2007). Hidden in the curriculum: Political Literacy and Education for Citizenship in Australia. *Journal of politics*, 32, 110-134.
- Geys, B. (2017, 10 24). Political Dynasties, Electoral Institutions and Politicians' Human Capital. *The Economic Journal*, F474-F494. doi:<https://doi.org/10.1111/eoj.12444>
- Gibson , R. K., & McAllister, I. (2013, 02 26). Online social ties and political engagement. *Journal of Information Technology & Politics*, 10(1), 21-34.
- Gupta, A. (1994, 10 22). Economic & Political Weekly. 29(43), pp. 2798-2801. Retrieved from Nepali Congress and Post-Panchayat Politics.

- Gurung, M. D. (1977, 10 29). Communist Movement in Nepal. *Economic and Political Weekly*, 12(44), 1849-1852.
- Hachhethu, K. (2002). *Party building in Nepal: Organization, leadership and people : a comparative study of the Nepali Congress and the Communist Party of Nepal (Unified Marxist-Leninist)*. Kathmandu: Mandala Book Point.
- Henn, M., & Foard, N. (2012b). Young people, political participation and trust in Britain. *Parliamentary Affairs*, 47-67.
- Henn, M., & Weinstein, M. (2006, 07). Young people and political (in)activism: why don't young people vote? *Policy & Politics*, 34(3), 517-534.  
doi:10.1332/030557306777695316
- Khadka, N. (1986). Crisis in Nepal's Partyless Panchayat System: The Case for More Democracy. *Pacific Affairs*, 59(3), 429-454. doi:doi:10.2307/2758328
- khadka, N. (1993). Democracy and Development in Nepal: Prospects and Challenges. *Spring*, 66(1), 44-71. Retrieved from <https://www.jstor.org/stable/2760015>
- Khadka, N. (1995). Factionalism in the Communist Movement in Nepal. *Pacific Affairs*, 55-76.
- Kisby, B. (2006). Social capital and citizenship education in schools. *British Politics*, 151-160.
- Kohart, D. (2020, JULY). Catastrophizing Hopelessness. *Times Magazine*.
- Kus, Z. (2015). Political Literacy Status of Pre-Service Social Studies Teacher. *Procedia Social and Behavior science*, 197-202.
- Leftwich, A. (2004). *What is politics? The activity and its study*.
- Lehne, J., Shapiro, J. N., & Eynde, O. V. (2018). Building connections: Political corruption and road construction in India. *Journal of Development Economics*.  
doi:<https://doi.org/10.1016/j.jdeveco.2017.10.009>

- Lindell, G., & Scott, R. (1999). A greek - English Lexicon.
- National Election Board. (2017). *Nepal Election Board Report*. Nepal Government.
- Navarro, V. (2008, 08). Politics and health: a neglected area of research. *European Journal of Public Health*, 18(4), 354-355. doi:<https://doi.org/10.1093/eurpub/ckn040>
- Norris, P. (2001). Digital Divide: Civic Engagement, Information poverty, and the Internet Worldwide. *Cambridge University Press*.
- Nwogu. (2015). Democracy: Its Meaning and Dissenting Opinions of the Political. *Journal of Education and Practice*, 6(4).
- Nwogu, G. (2001). Politics of Education in Nigeria. *A philosophical analysis*.
- O'Tootle, T. (2015). Beyond crisis narratives: changing modes and repertoires of political participation among. *Springer*, 1-15.
- Political Parties in Nepal. (1952, 07 19). *The Economic Weekly*, pp. 736-739. Retrieved from [https://www.epw.in/system/files/pdf/1952\\_4/29/political\\_parties\\_in\\_nepal.pdf](https://www.epw.in/system/files/pdf/1952_4/29/political_parties_in_nepal.pdf)
- Print, M. (2007). Citizenship education and youth participation in democracy. *British Journal of Educational*, 325-345.
- Rajasekar, S., Philominathan, P., & Chinnathambi, V. (2013). Research Methodology.
- Saunders, M., Lewis, P., & Thronhill, A. (2009). *Research Methods for Business Student. 5th edition*. Pearson Education Limited.
- Shrestha, R., & Jenkins, B. (2019). Understanding Youth Political Violence in Nepal. *Sage Journal*. doi:<https://doi.org/10.1177/0976399619827118>
- Sileyew, K. J. (2019). Research Design and Methodology. *IntechOpen*.
- Sileyew, K. J. (2019). *Research Design and Methodology*. doi:DOI: 10.5772/intechopen.85731

Thapaliya, R. S. (2019). The Role of Nepalese Political Parties in Democracy (1990-2018).

*Research Nepal Journal of Development Studies*, 2(2), 142-161.

doi:<https://doi.org/10.3126/rnjds.v2i2.29286>

Torney- Purta, J., & Amadeo, J. (2013). The contributions of international large-scale studies in civic education. *Springer*.

Turan, E., & Tiras, O. (2017). Family's Impact on Individual's Political. *International Journal of Psycho-Educational Sciences*, 6(2), 9.

Westminster Foundation For Democracy. (2019). *Youth Perceptions and attitudes towards politics in Montenegro*. London: Foreign Commonwealth & Development Office.